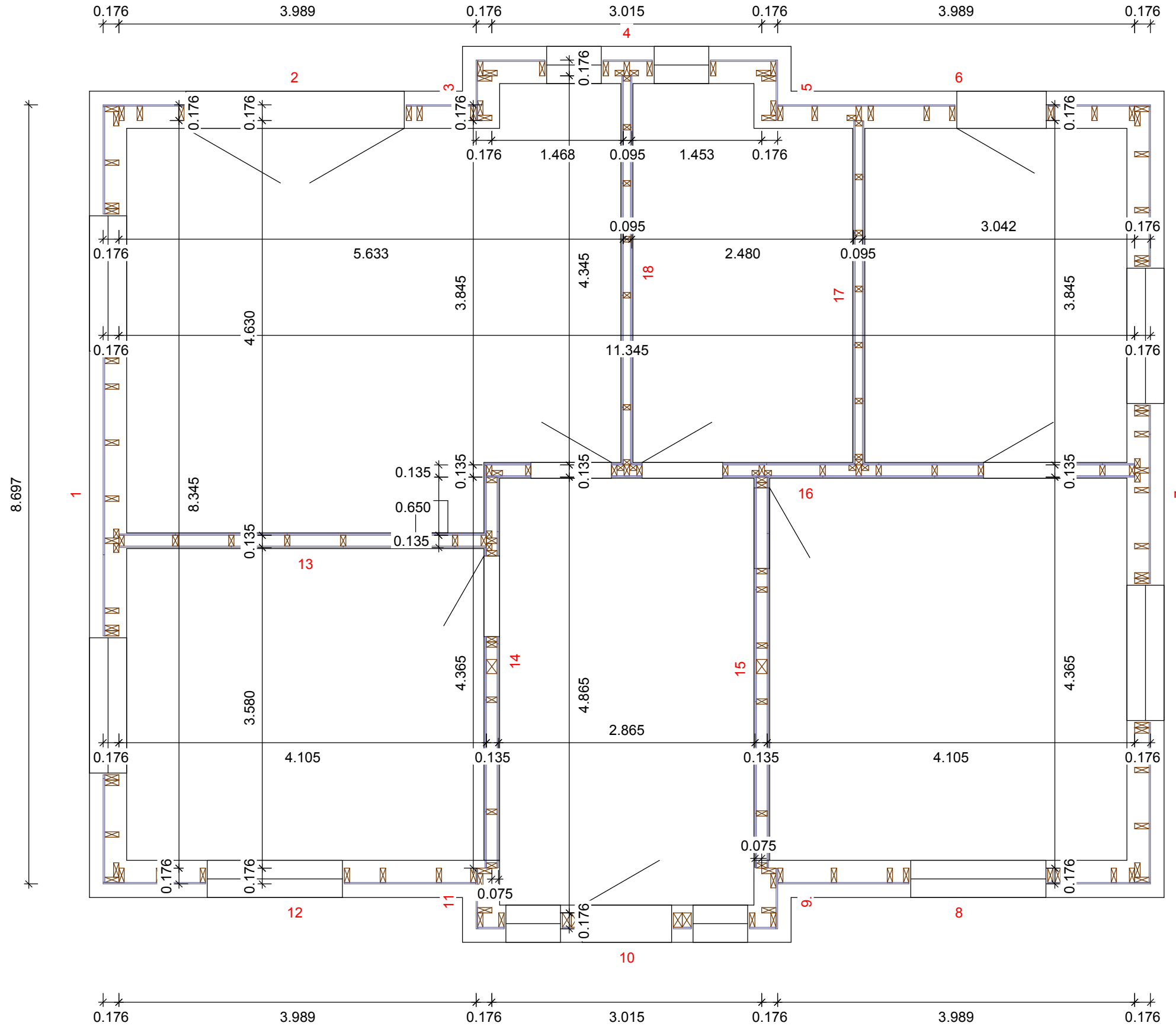
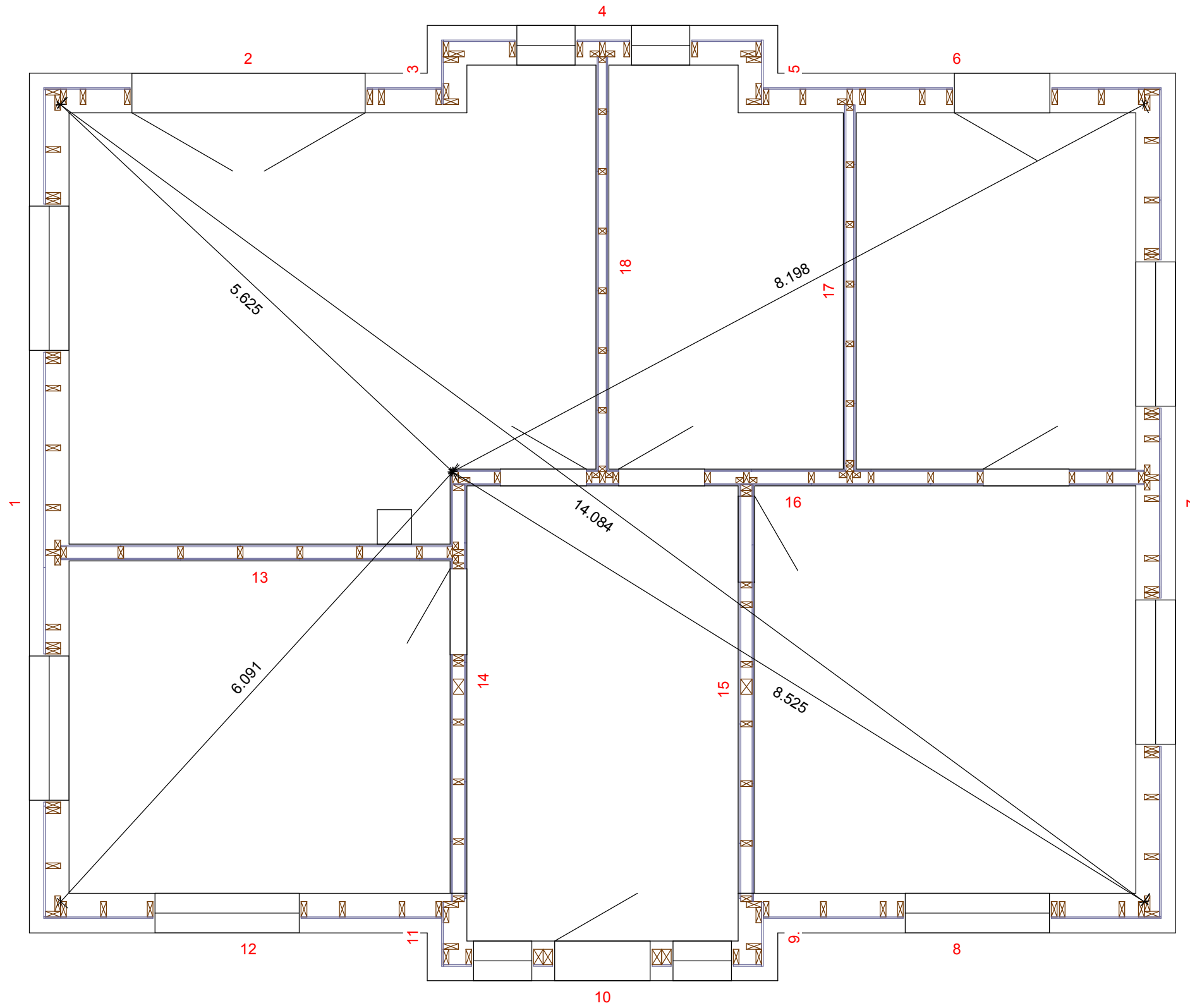


EG 0
 Schnitthöhe: 1.100
 Maßstab: 1 : 50
 Grundrißplan



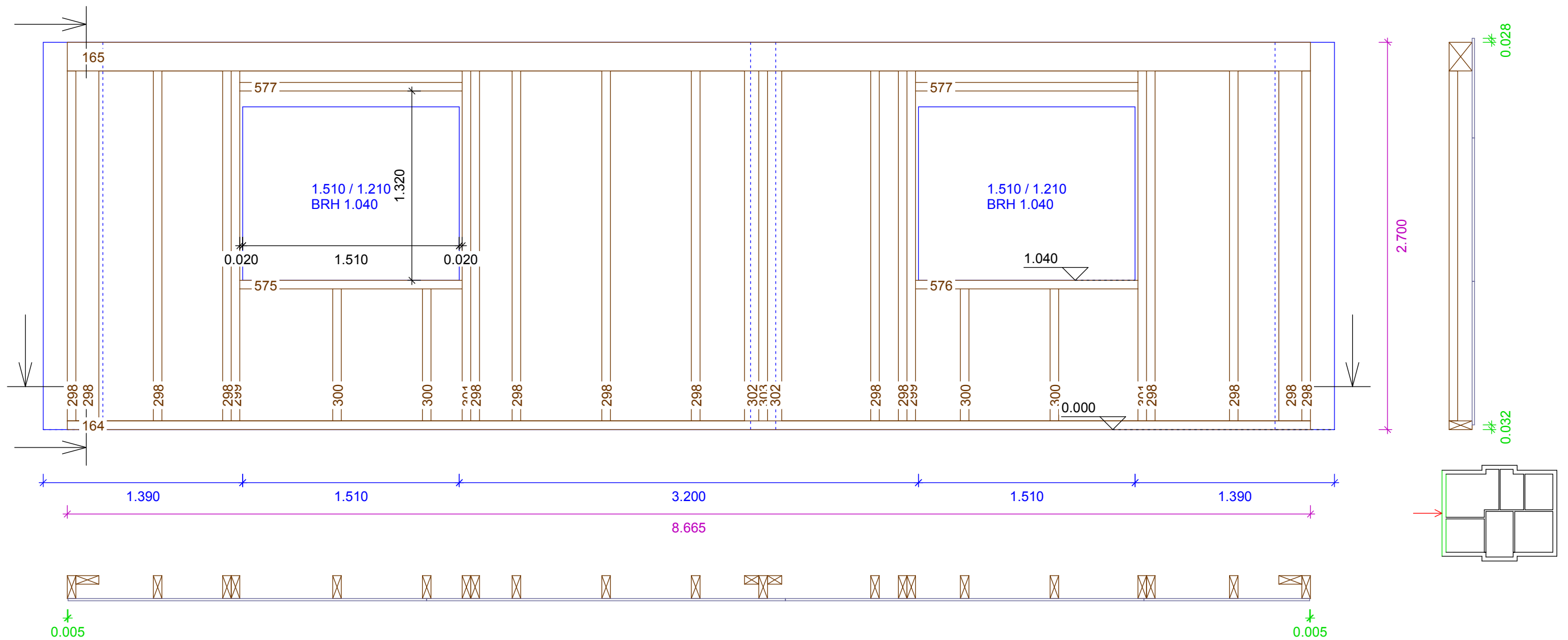
EG 0
 Schnitthöhe: 1.100
 Maßstab: 1 : 50
 Grundrißplan



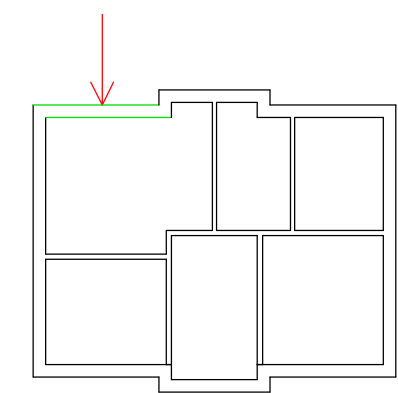
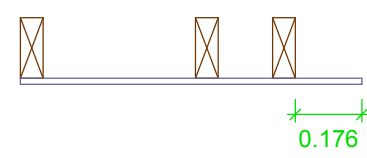
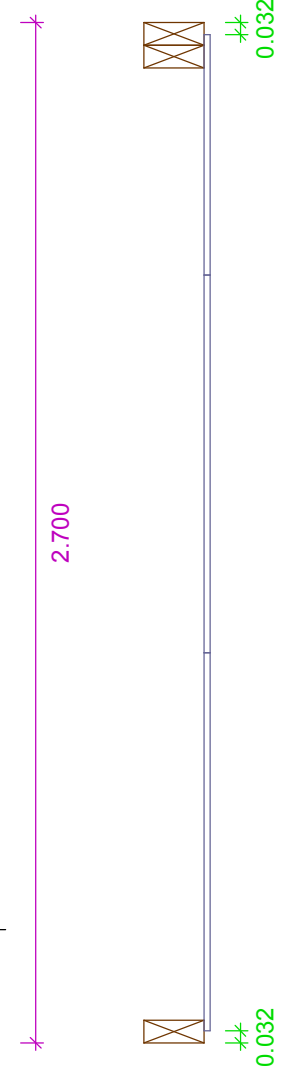
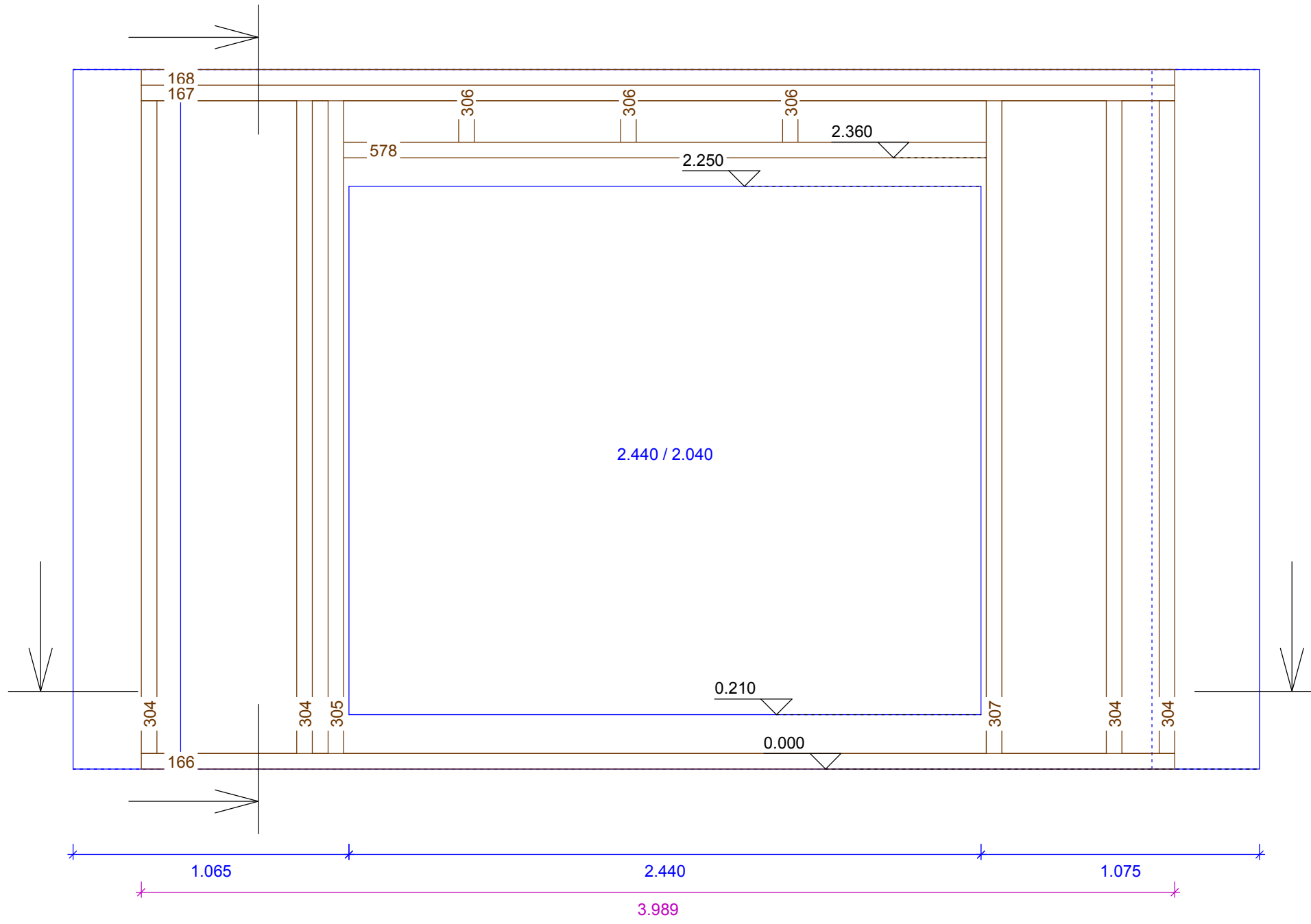
EG 0
Schnitthöhe: 1.100
Maßstab: 1 : 50
Grundrißplan

EG 0
 Wand 1
 Gruppe : 0
 Laufnummer
 Maßstab: 1 : 30

L302 2x	KVH, 0.060 x 0.100 T-Stoß Gegenpfosten	2.440
L164 1x	KVH LA, 0.060 x 0.160 Schwelle	8.665
L165 1x	KVH, 0.200 x 0.160 Rähm	8.665
L298 14x	KVH, 0.060 x 0.160 Pfosten	2.440
L299 2x	Fensterpfosten	2.440
L300 4x	Pfosten	0.920
L301 2x	Fensterpfosten	2.440
L303 1x	T-Stoß Gegenpfosten	2.440
L575 1x	Brüstungsriegel	1.550
L576 1x	Brüstungsriegel	1.550
L577 2x	Sturzriegel	1.550

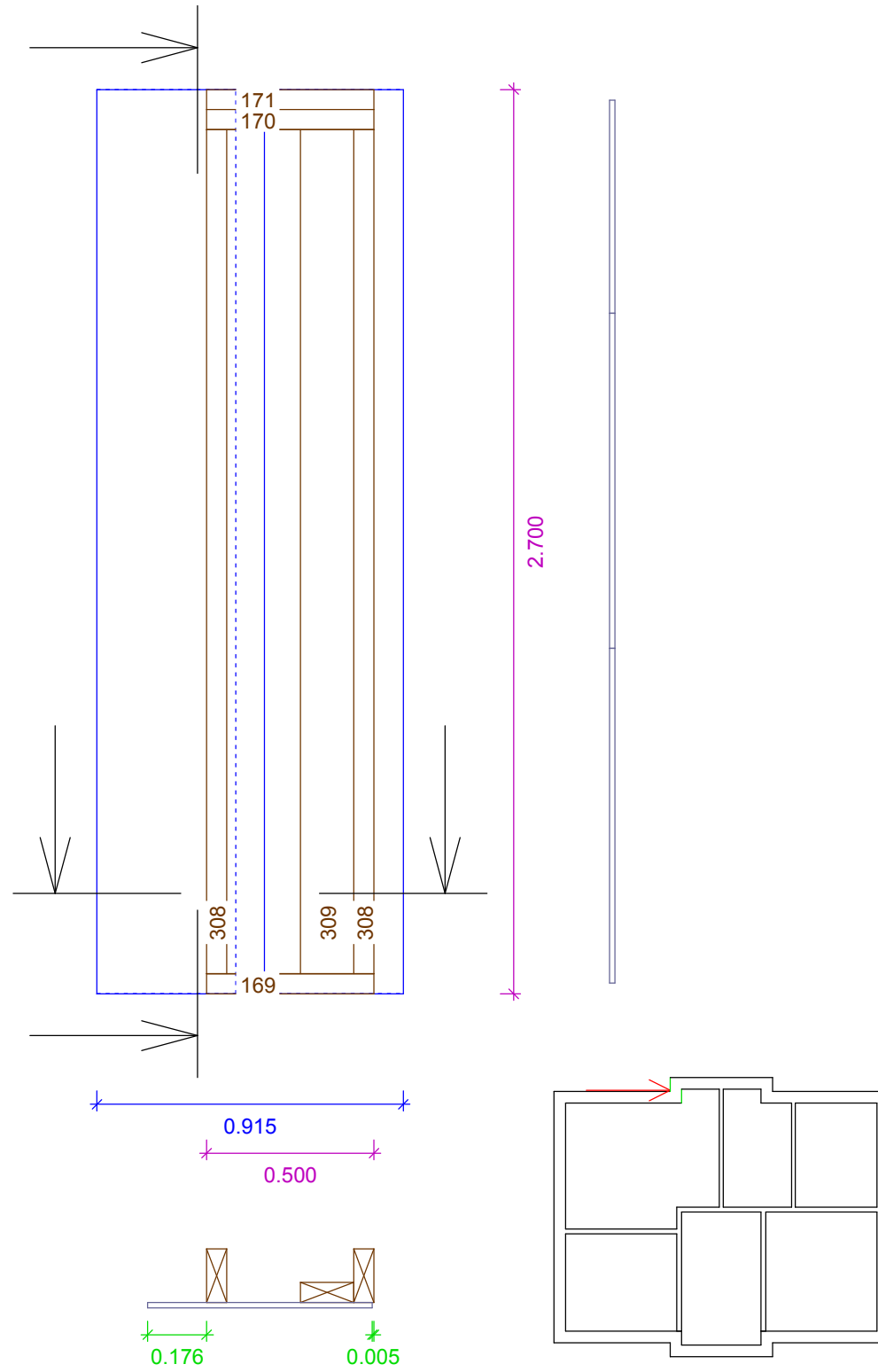


EG 0
Wand 2
Gruppe : 0
Laufnummer
Maßstab: 1 : 20



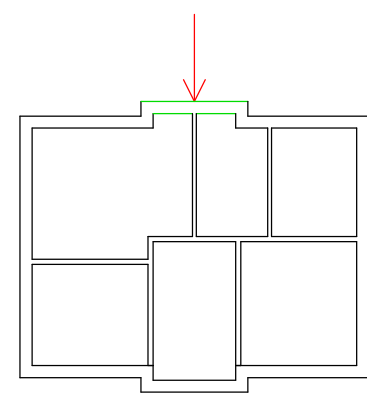
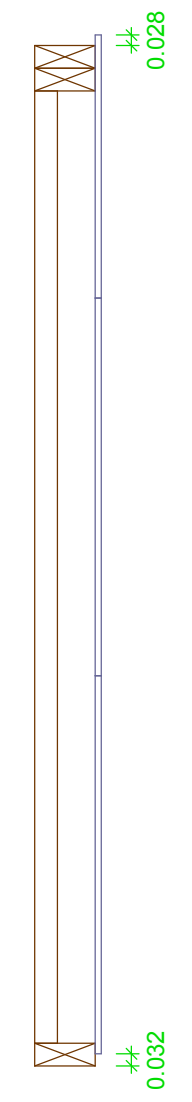
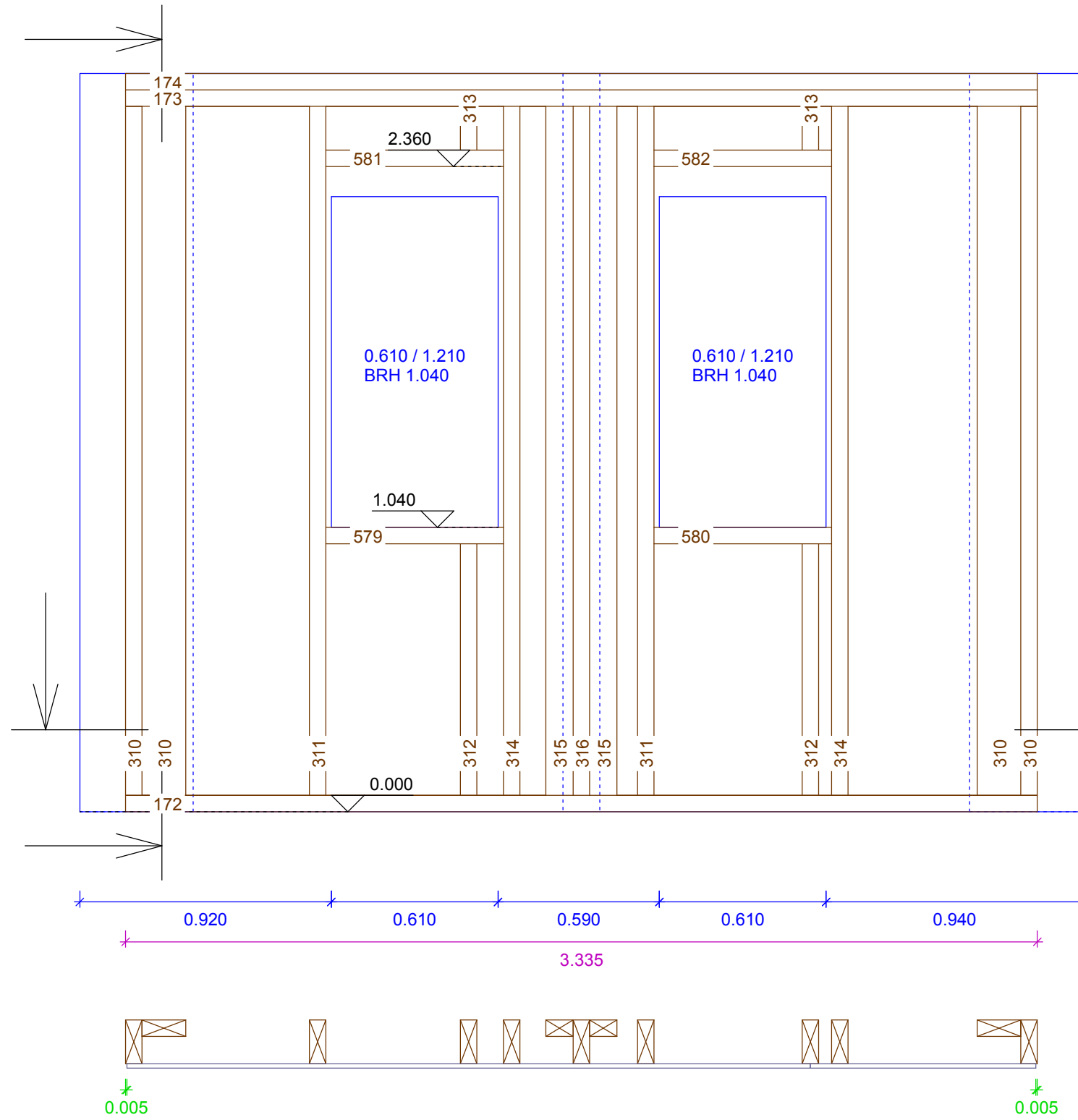
L166 1x	KVH LA, 0.060 x 0.160	
L167 1x	Schwelle	3.989
L168 1x	KVH, 0.060 x 0.160	
L304 4x	Rähm	3.989
L305 1x	Rähm	3.989
L306 3x	Pfosten	2.520
L307 1x	Türpfosten	2.520
L578 1x	Pfosten	0.160
	Türpfosten	2.520
	Sturzriegel	2.480

EG 0
Wand 3
Gruppe : 0
Laufnummer
Maßstab: 1 : 20



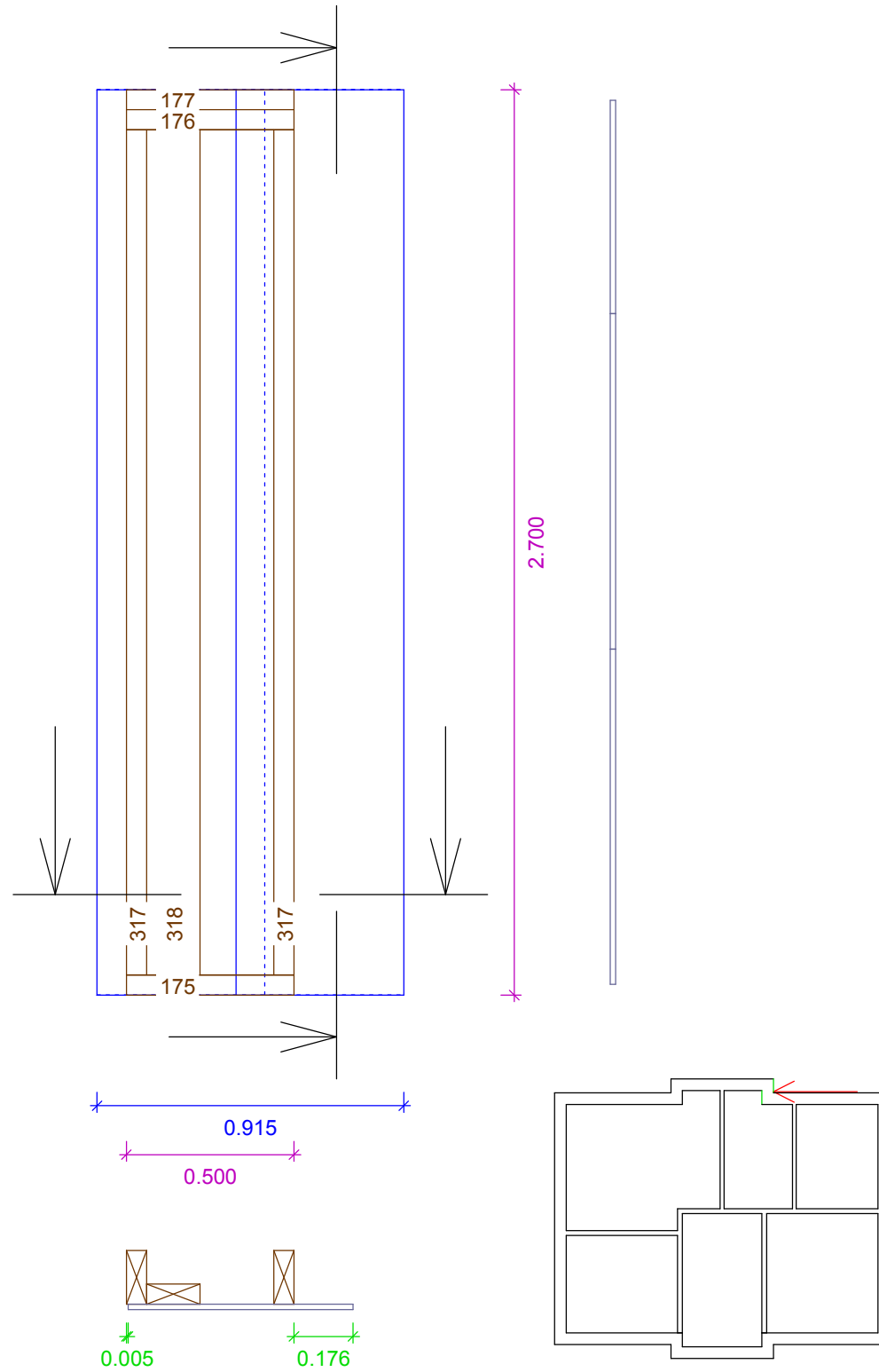
L169 1x	KVH LA, 0.060 x 0.160 Schwelle	0.500
L170 1x	KVH, 0.060 x 0.160 Rähm	0.500
L171 1x	Rähm	0.500
L308 2x	Pfosten	2.520
L309 1x	Eckpfosten	2.520

EG 0
 Wand 4
 Gruppe : 0
 Laufnummer
 Maßstab: 1 : 20



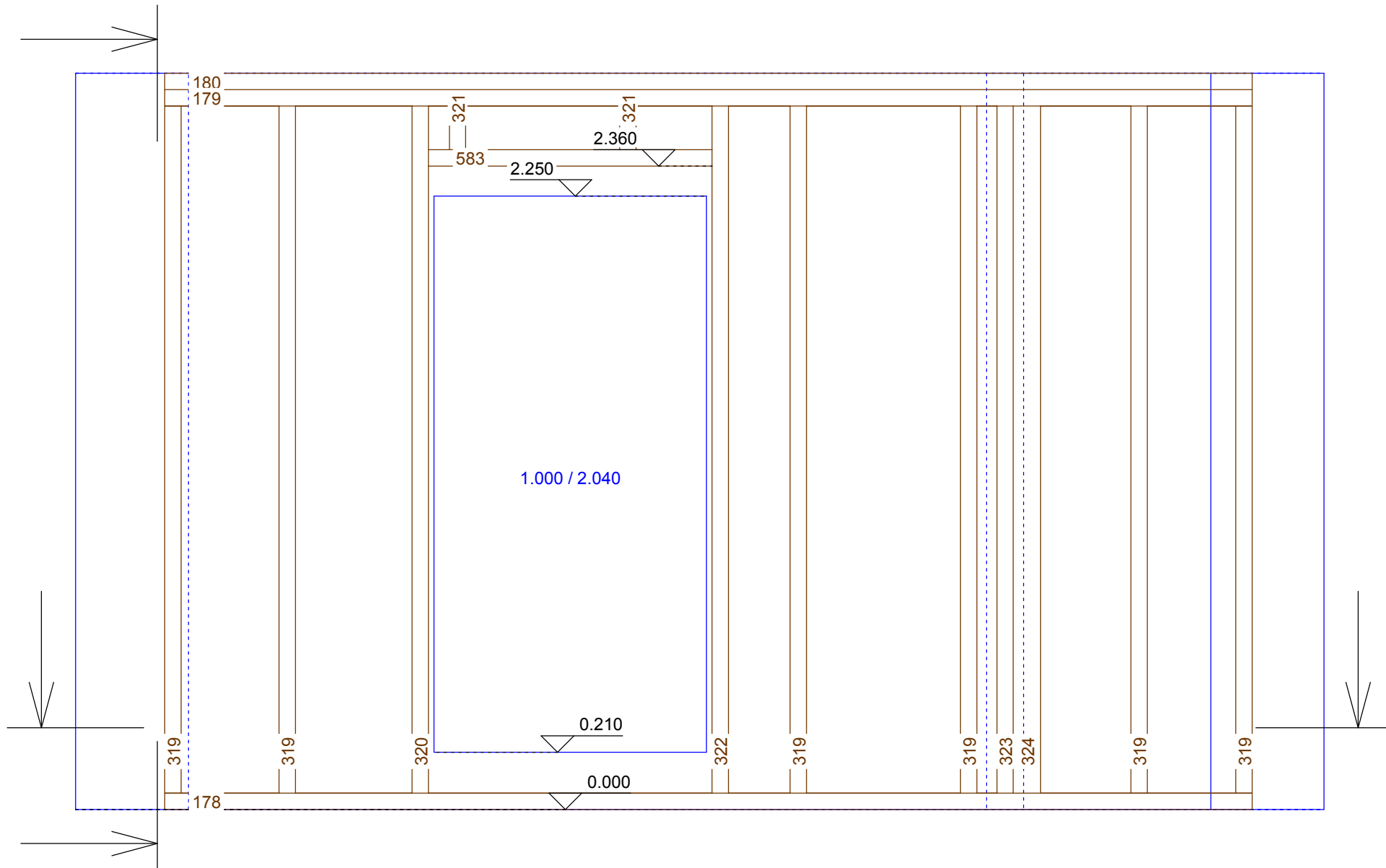
L315 2x	KVH, 0.060 x 0.100	
L315 2x	T-Stoß Gegenpfosten	2.520
L172 1x	KVH LA, 0.060 x 0.160	
L172 1x	Schwelle	3.335
L173 1x	KVH, 0.060 x 0.160	
L173 1x	Rähm	3.335
L174 1x	Rähm	3.335
L310 4x	Pfosten	2.520
L311 2x	Fensterpfosten	2.520
L312 2x	Pfosten	0.920
L313 2x	Pfosten	0.160
L314 2x	Fensterpfosten	2.520
L316 1x	T-Stoß Gegenpfosten	2.520
L579 1x	Brüstungsriegel	0.650
L580 1x	Brüstungsriegel	0.650
L581 1x	Sturzriegel	0.650
L582 1x	Sturzriegel	0.650

EG 0
 Wand 5
 Gruppe : 0
 Laufnummer
 Maßstab: 1 : 20

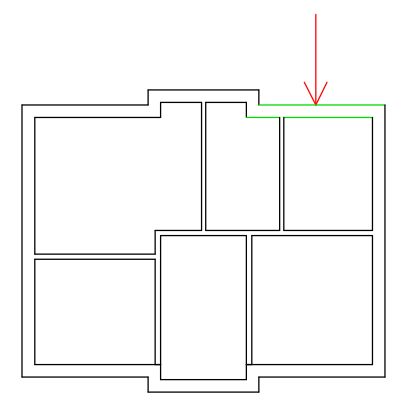
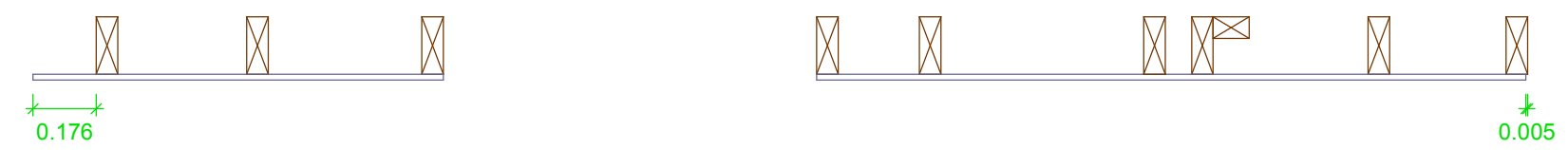



L175 1x	KVH LA, 0.060 x 0.160 Schwelle	0.500
L176 1x	KVH, 0.060 x 0.160 Rähm	0.500
L177 1x	Rähm	0.500
L317 2x	Pfosten	2.520
L318 1x	Eckpfosten	2.520

EG 0
Wand 6
Gruppe : 0
Laufnummer
Maßstab: 1 : 20



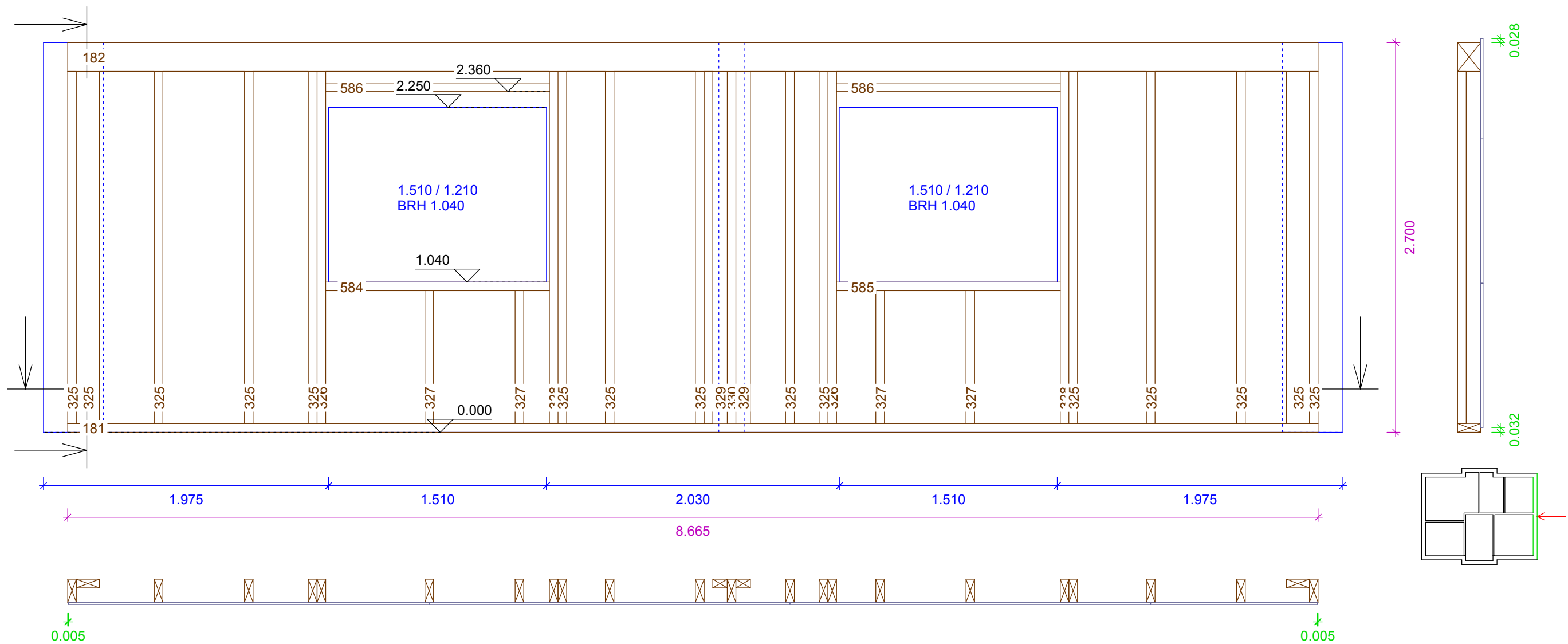
2.700



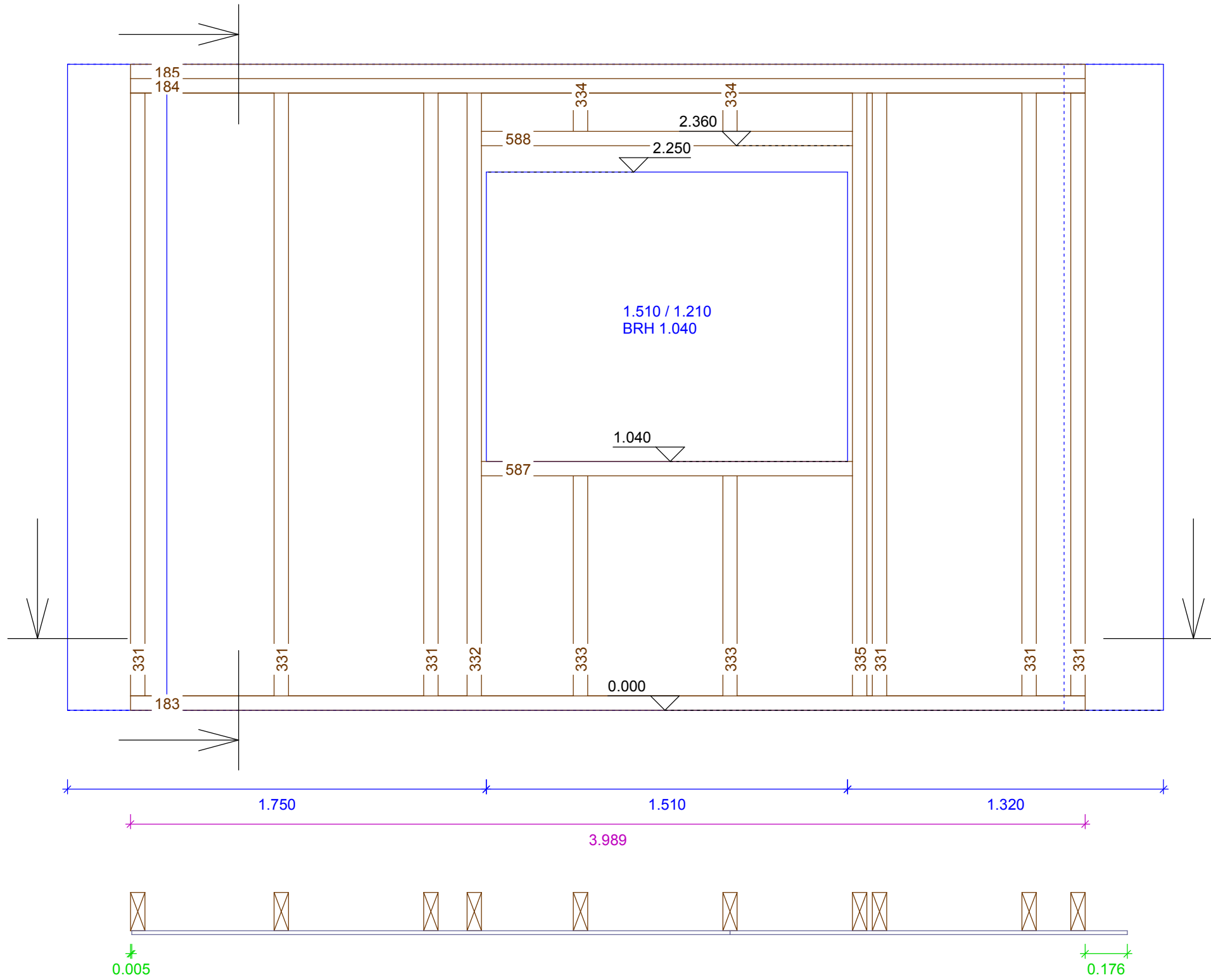
L324 1x	KVH, 0.060 x 0.100	
L324 1x	T-Stoß Gegenpfosten	2.520
L178 1x	KVH LA, 0.060 x 0.160	
L178 1x	Schwelle	3.989
L179 1x	KVH, 0.060 x 0.160	
L179 1x	Rähm	3.989
L180 1x	Rähm	3.989
L319 6x	Pfosten	2.520
L320 1x	Türpfosten	2.520
L321 2x	Pfosten	0.160
L322 1x	Türpfosten	2.520
L323 1x	T-Stoß Gegenpfosten	2.520
L583 1x	Sturzriegel	1.040

EG 0
 Wand 7
 Gruppe : 0
 Laufnummer
 Maßstab: 1 : 30

L329 2x	KVH, 0.060 x 0.100 T-Stoß Gegenpfosten	2.440
L181 1x	KVH LA, 0.060 x 0.160 Schwelle	8.665
L182 1x	KVH, 0.200 x 0.160 Rähm	8.665
L325 15x	KVH, 0.060 x 0.160 Pfosten	2.440
L326 2x	Fensterpfosten	2.440
L327 4x	Pfosten	0.920
L328 2x	Fensterpfosten	2.440
L330 1x	T-Stoß Gegenpfosten	2.440
L584 1x	Brüstungsriegel	1.550
L585 1x	Brüstungsriegel	1.550
L586 2x	Sturzriegel	1.550

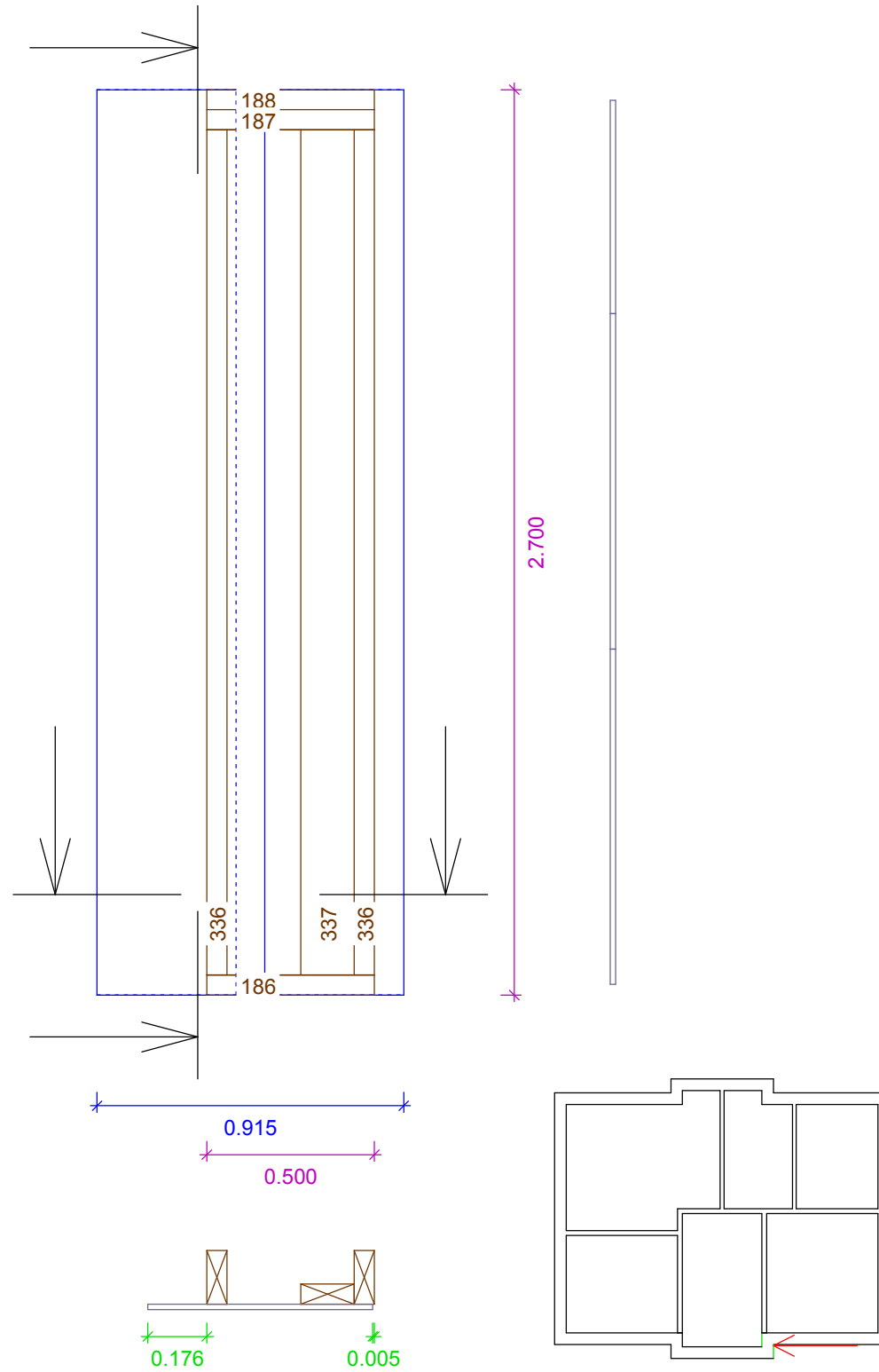


EG 0
 Wand 8
 Gruppe : 0
 Laufnummer
 Maßstab: 1 : 20



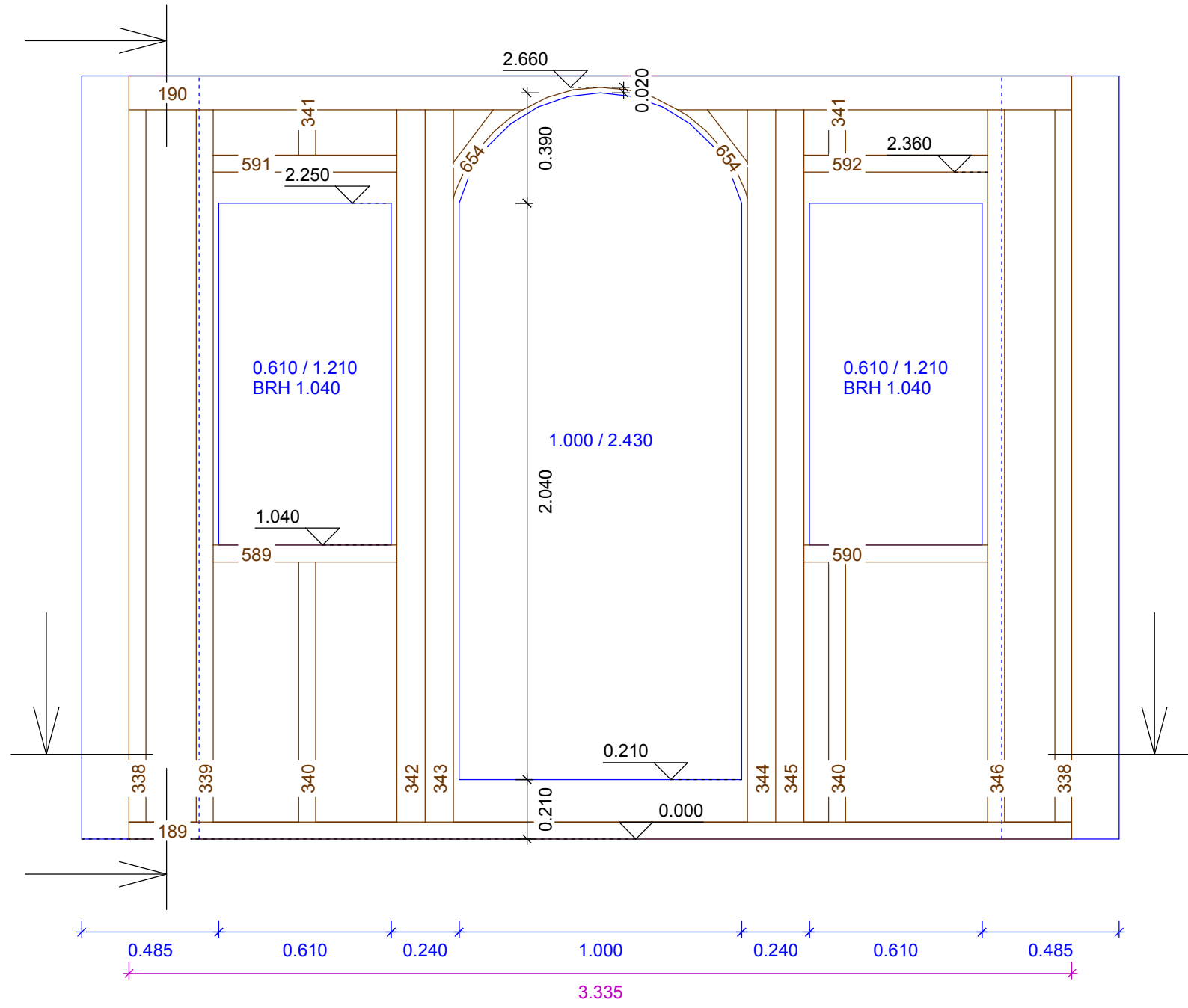
L183 1x	KVH LA, 0.060 x 0.160	
L184 1x	Schwelle	3.989
L185 1x	KVH, 0.060 x 0.160	
L331 6x	Rähm	3.989
L332 1x	Rähm	3.989
L333 2x	Pfosten	2.520
L334 2x	Fensterpfosten	2.520
L335 1x	Pfosten	0.920
L587 1x	Pfosten	0.160
L588 1x	Fensterpfosten	2.520
	Brüstungsriegel	1.550
	Sturzriegel	1.550

EG 0
 Wand 9
 Gruppe : 0
 Laufnummer
 Maßstab: 1 : 20

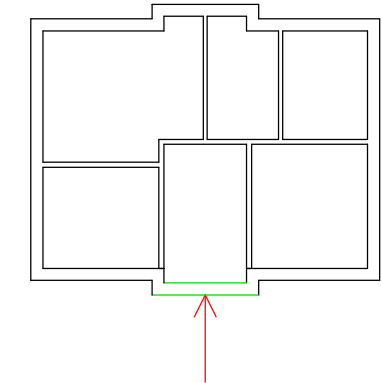
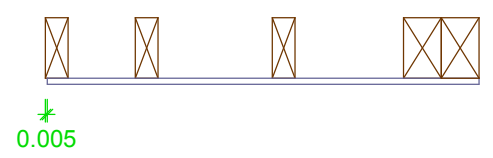
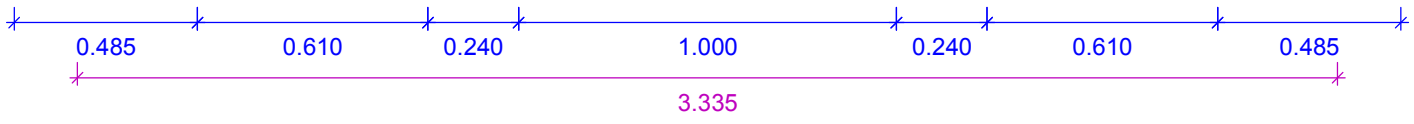
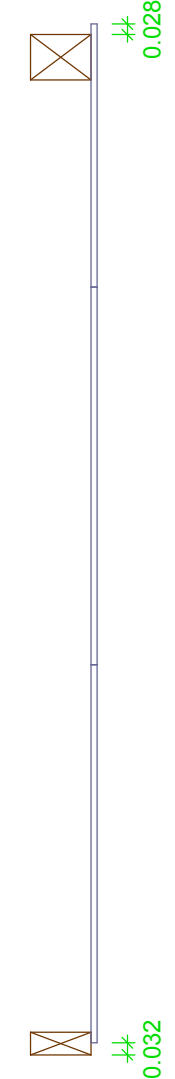


L186 1x	KVH LA, 0.060 x 0.160 Schwelle	0.500
L187 1x	KVH, 0.060 x 0.160 Rähm	0.500
L188 1x	Rähm	0.500
L336 2x	Pfosten	2.520
L337 1x	Eckpfosten	2.520

EG 0
 Wand 10
 Gruppe : 0
 Laufnummer
 Maßstab: 1 : 20

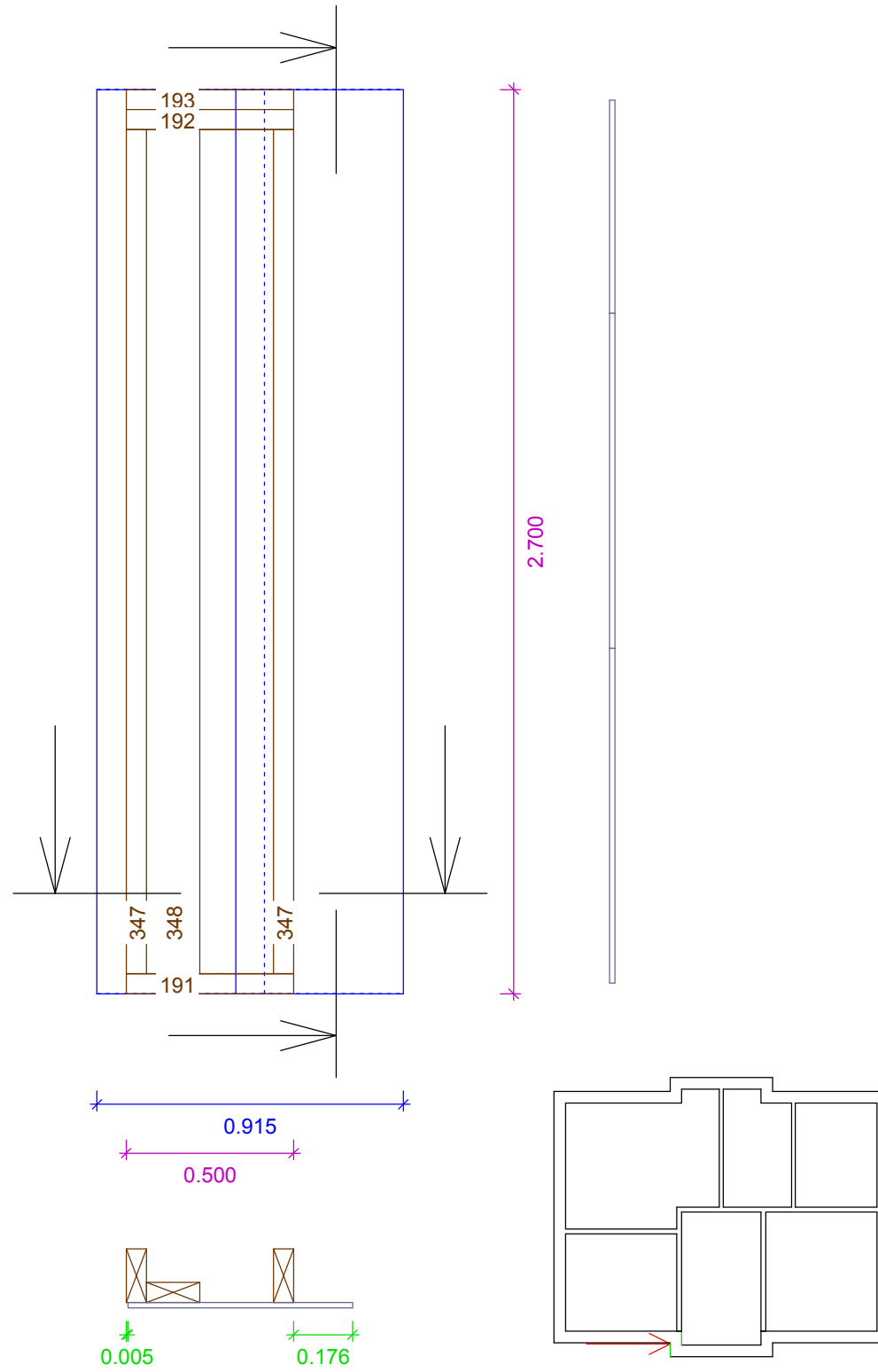


2.700



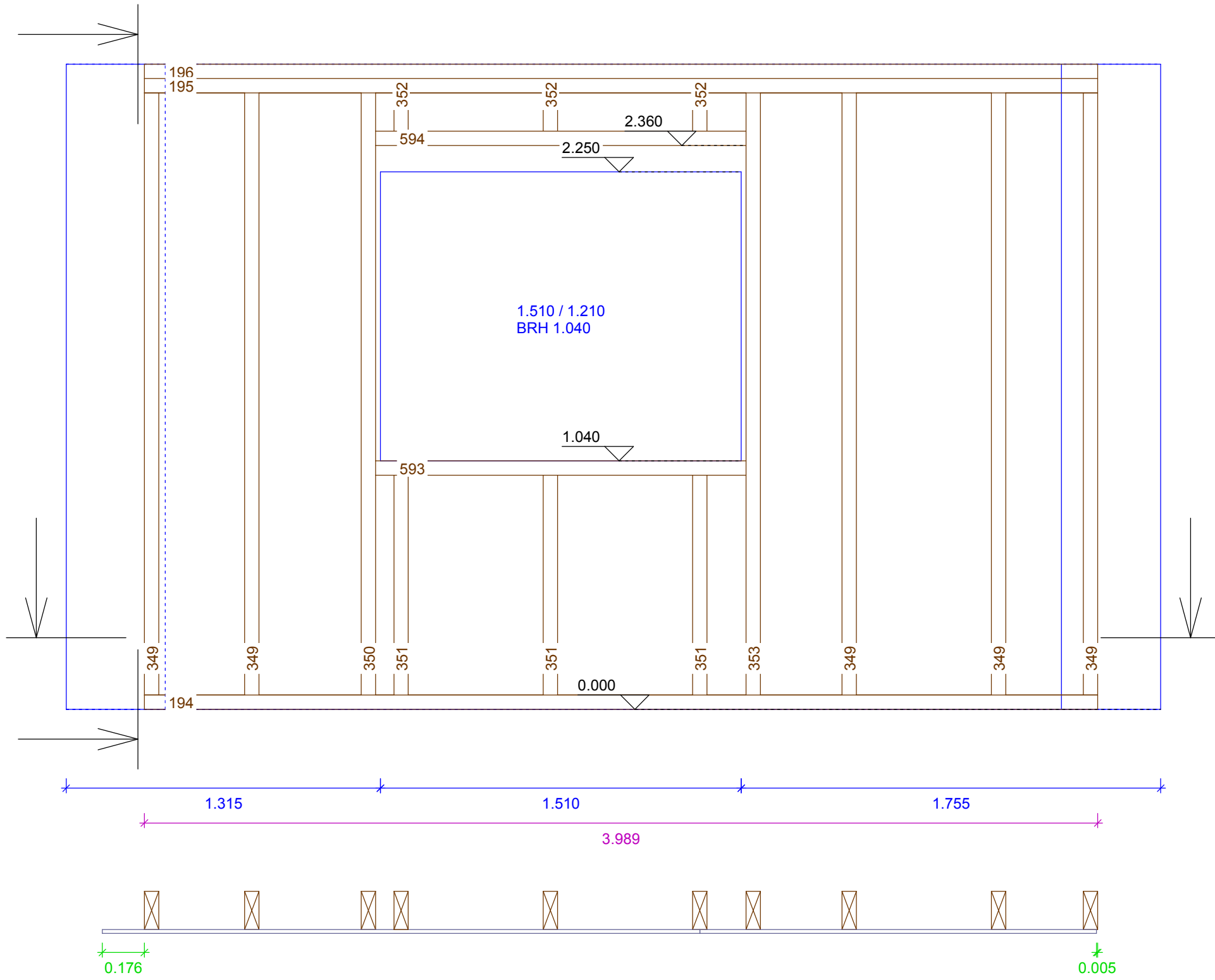
L189 1x	KVH LA, 0.060 x 0.160	3.335
L654 2x	Schwelle	0.399
L342 1x	KVH, 0.084 x 0.160	2.520
L343 1x	Wandstrebe	2.520
L344 1x	KVH, 0.100 x 0.160	2.520
L345 1x	Fensterpfosten	2.520
L190 1x	Pfoften	3.335
L338 2x	Rähm	2.520
L339 1x	KVH, 0.120 x 0.160	2.520
L340 2x	Pfoften	0.920
L341 2x	Pfoften	0.160
L346 1x	Fensterpfosten	2.520
L589 1x	Brüstungsriegel	0.650
L590 1x	Brüstungsriegel	0.650
L591 1x	Sturzriegel	0.650
L592 1x	Sturzriegel	0.650

EG 0
 Wand 11
 Gruppe : 0
 Laufnummer
 Maßstab: 1 : 20

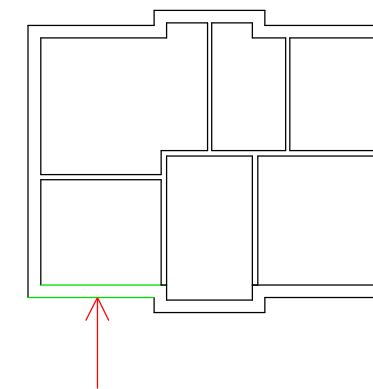



L191 1x	KVH LA, 0.060 x 0.160 Schwelle	0.500
L192 1x	KVH, 0.060 x 0.160 Rähm	0.500
L193 1x	Rähm	0.500
L347 2x	Pfosten	2.520
L348 1x	Eckpfosten	2.520

EG 0
 Wand 12
 Gruppe : 0
 Laufnummer
 Maßstab: 1 : 20

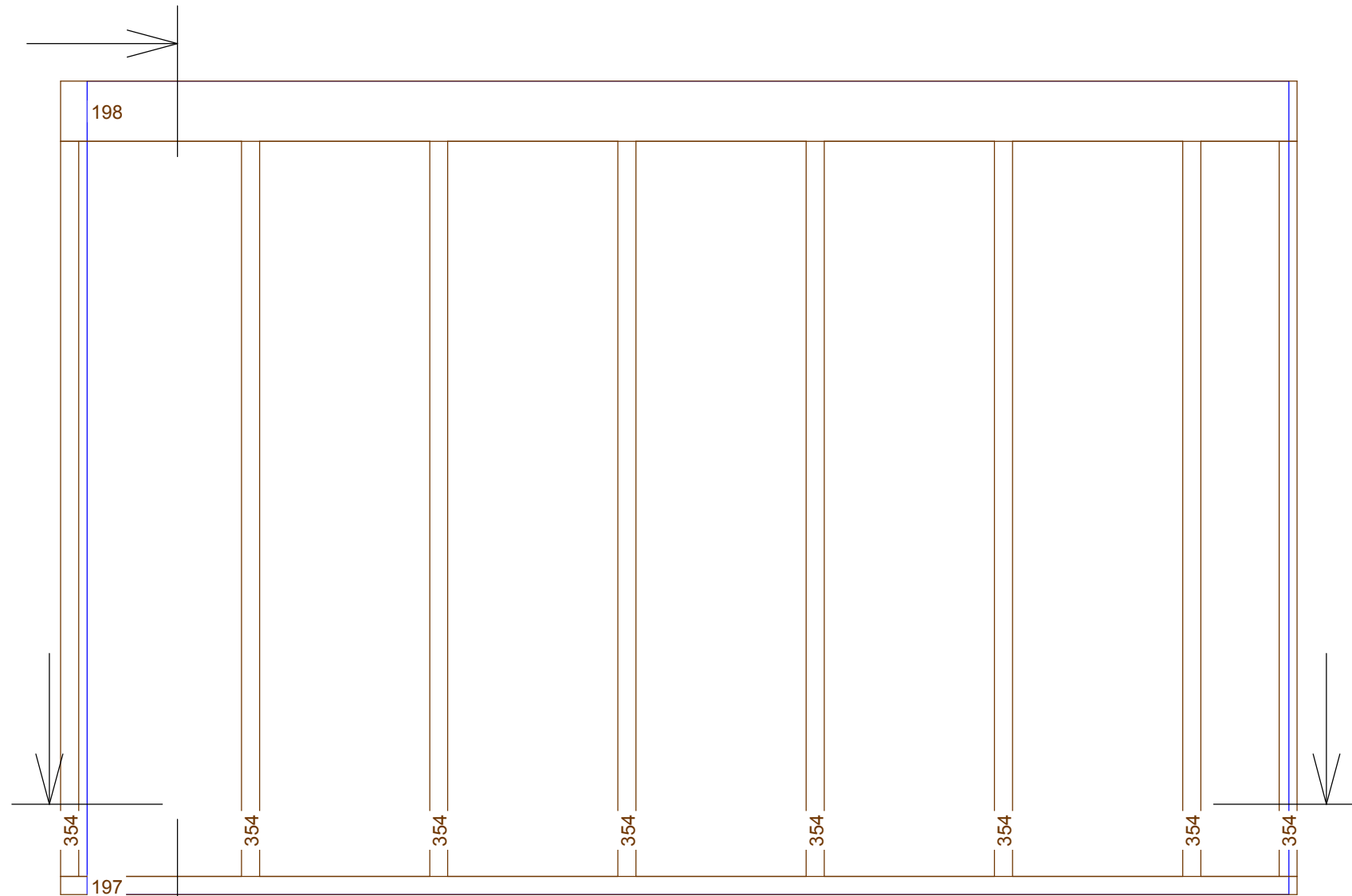


L194 1x	KVH LA, 0.060 x 0.160	
	Schwelle	3.989
L195 1x	KVH, 0.060 x 0.160	
	Rähm	3.989
L196 1x	Rähm	3.989
L349 5x	Pfosten	2.520
L350 1x	Fensterpfosten	2.520
L351 3x	Pfosten	0.920
L352 3x	Pfosten	0.160
L353 1x	Fensterpfosten	2.520
L593 1x	Brüstungsriegel	1.550
L594 1x	Sturzriegel	1.550

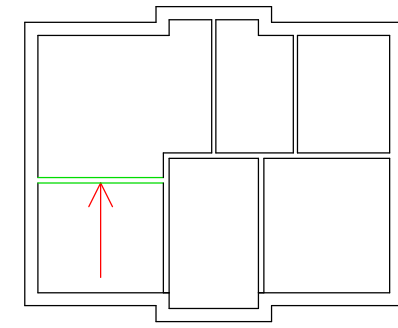
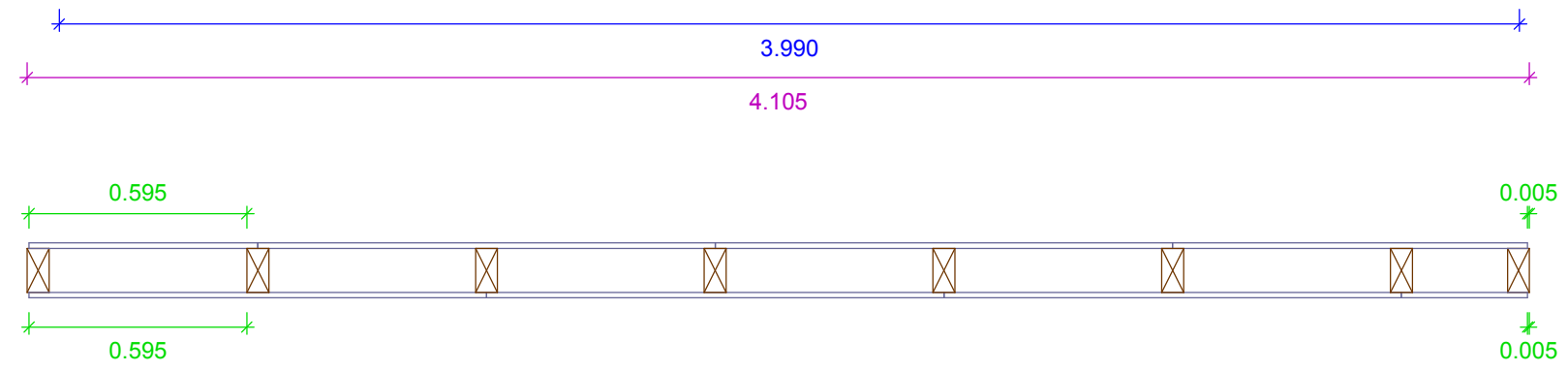
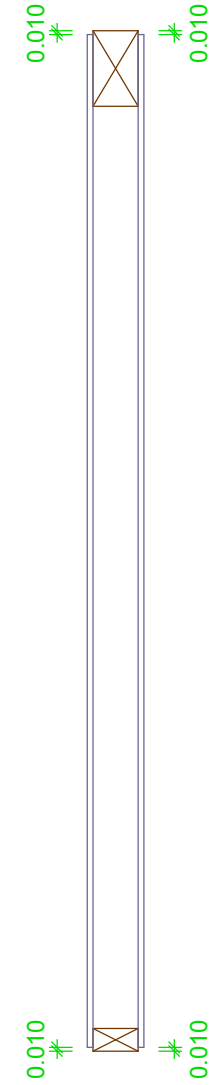


EG 0
 Wand 13
 Gruppe : 0
 Laufnummer
 Maßstab: 1 : 20

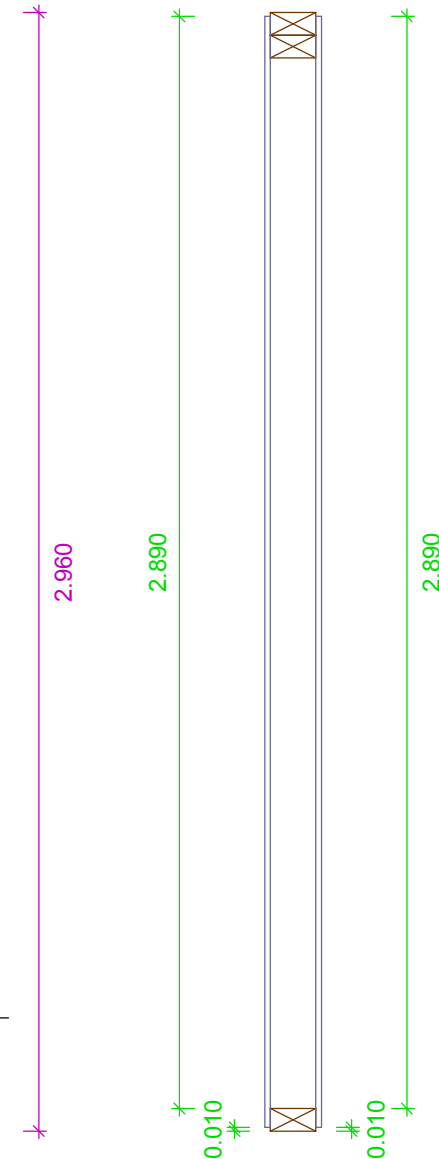
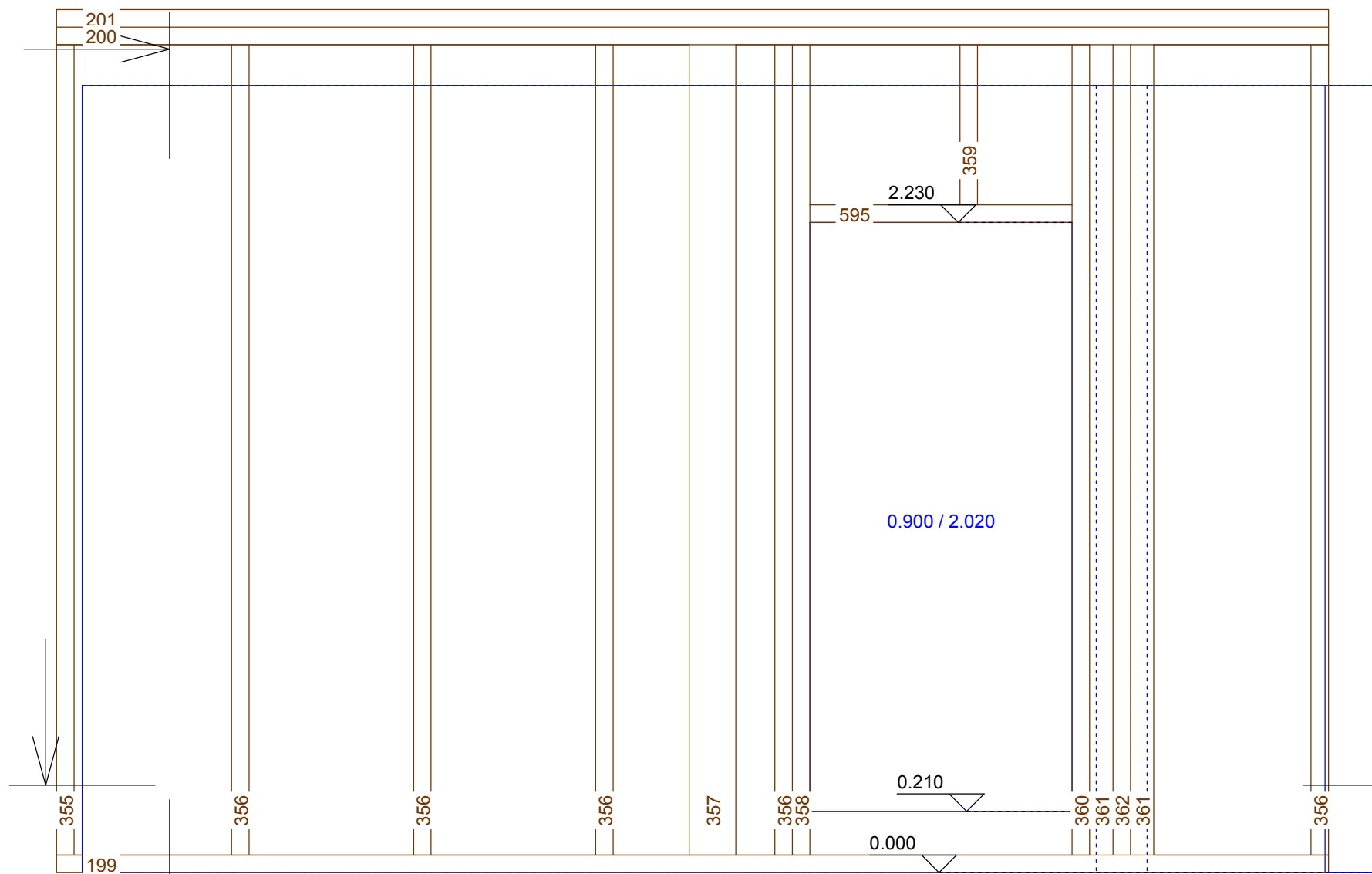
L198 1x	KVH, 0.200 x 0.120	
	Rähm	4.105
L197 1x	KVH, 0.060 x 0.120	
	Schwelle	4.105
L354 8x	Pfosten	2.440



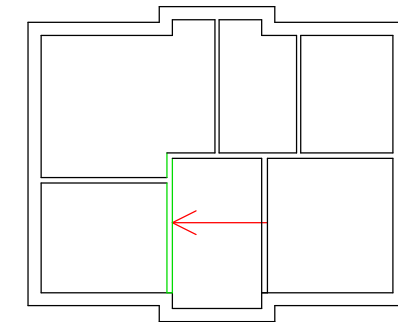
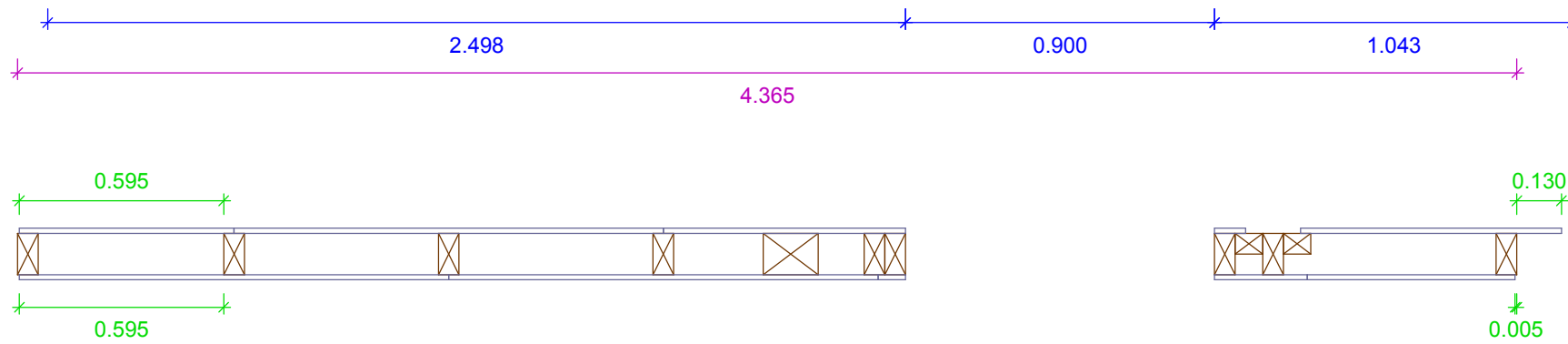
2.700



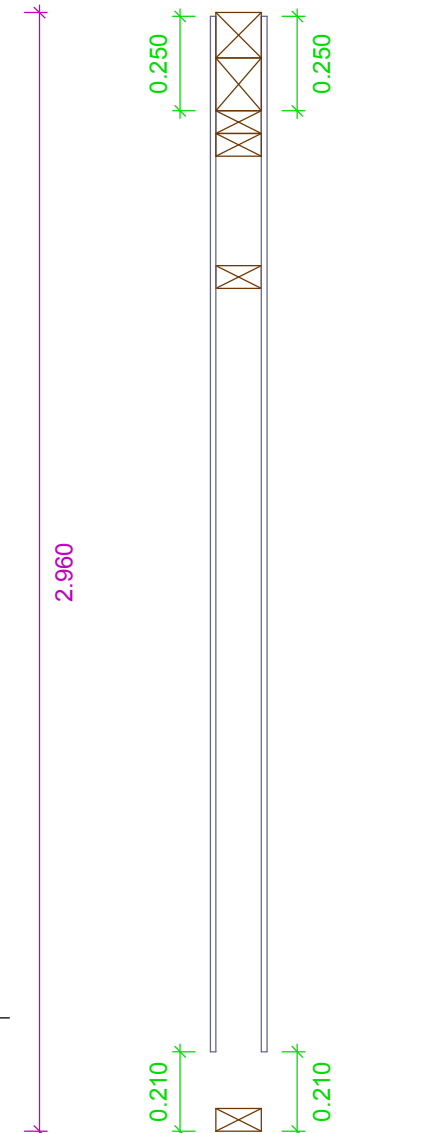

EG 0
 Wand 14
 Gruppe : 0
 Laufnummer
 Maßstab: 1 : 20



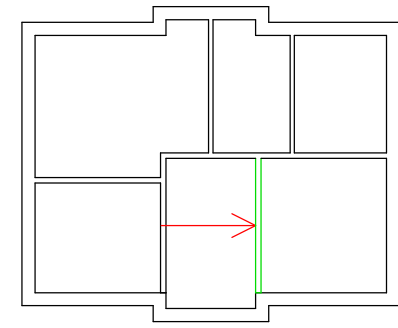
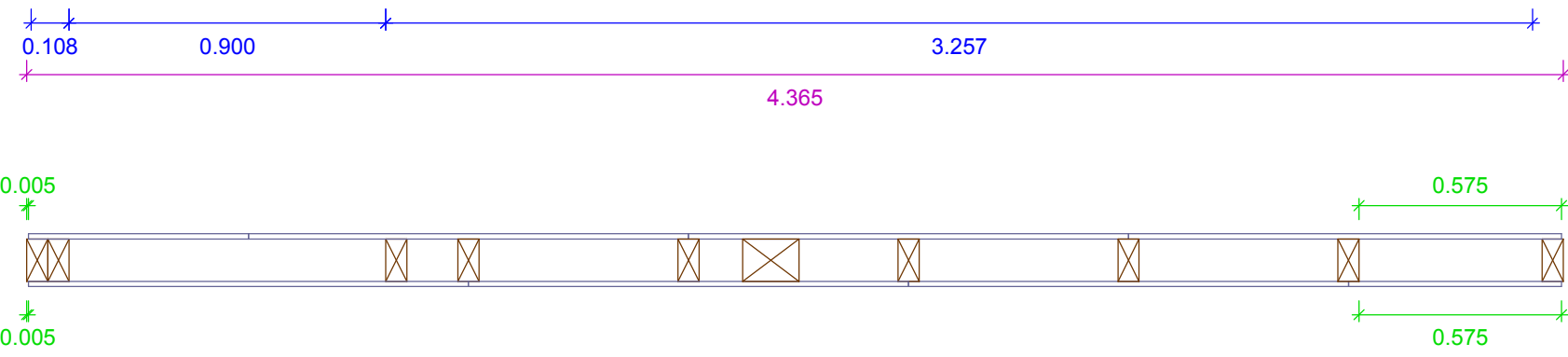
L357 1x	KVH, 0.160 x 0.120	2.780
L361 2x	Pfofen	2.780
	KVH, 0.060 x 0.080	
	T-Stoß Gegenpfosten	2.780
	KVH, 0.060 x 0.120	
L199 1x	Schwelle	4.365
L200 1x	Rähm	4.365
L201 1x	Rähm	4.365
L355 1x	Pfofen Wandende	2.780
L356 5x	Pfofen	2.780
L358 1x	Türpfosten	2.780
L359 1x	Pfofen	0.550
L360 1x	Türpfosten	2.780
L362 1x	T-Stoß Gegenpfosten	2.780
L595 1x	Sturzriegel	0.900



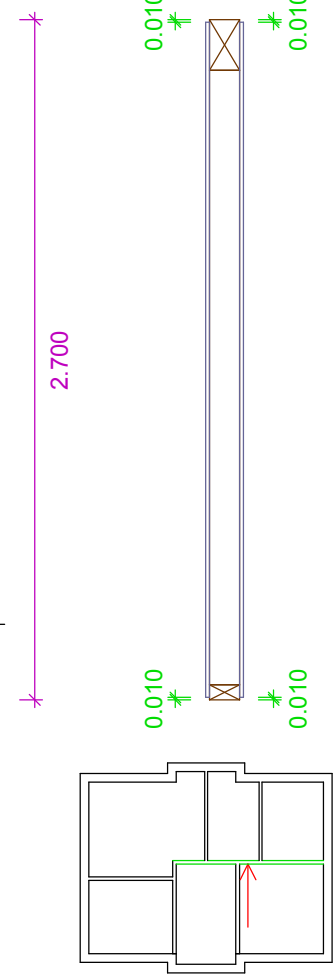
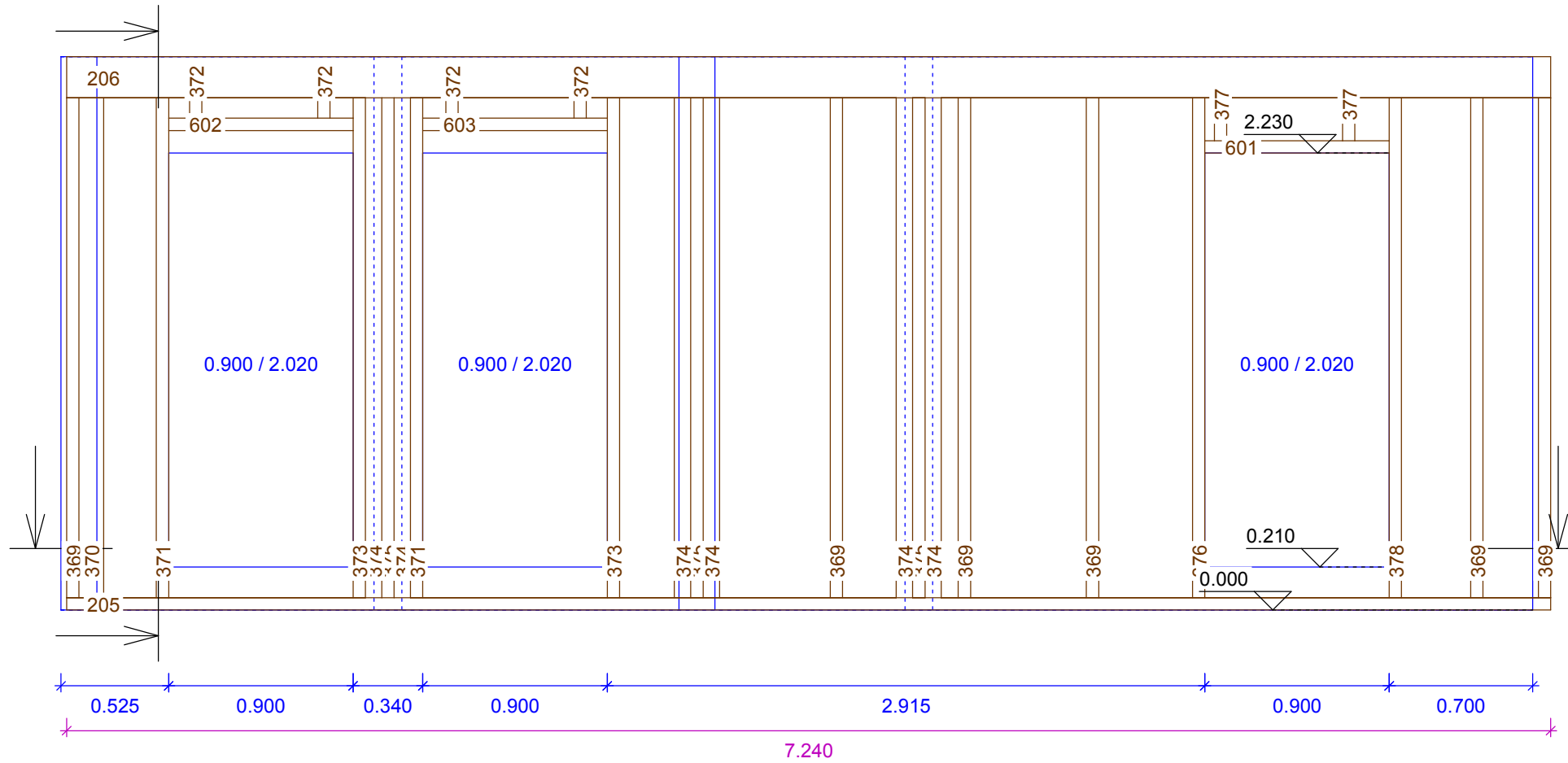
EG 0
 Wand 15
 Gruppe : 0
 Laufnummer
 Maßstab: 1 : 20



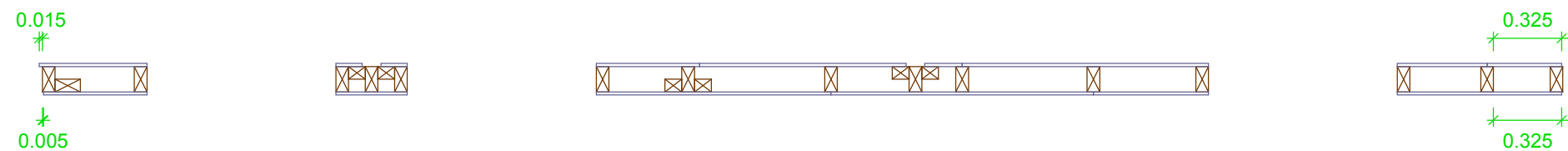
L599 1x	Wandriegel	1.218
L600 1x	Wandriegel	2.987
L597 1x	Wandriegel	1.218
L598 1x	Wandriegel	2.987
L367 1x	Pfosten	2.520
L202 1x	Schwelle	4.365
L203 1x	Rähm	4.365
L204 1x	Rähm	4.365
L363 6x	Pfosten	2.520
L364 1x	Türpfosten	2.520
L365 1x	Pfosten	0.290
L366 1x	Türpfosten	2.520
L368 1x	Pfosten Wandende	2.520
L596 1x	Sturzriegel	0.900



EG 0
 Wand 16
 Gruppe : 0
 Laufnummer
 Maßstab: 1 : 30

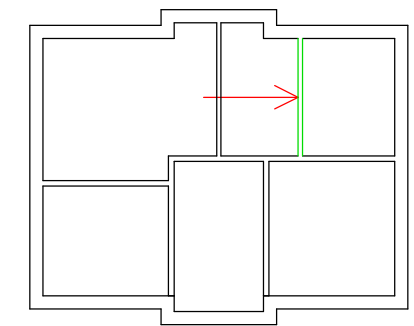
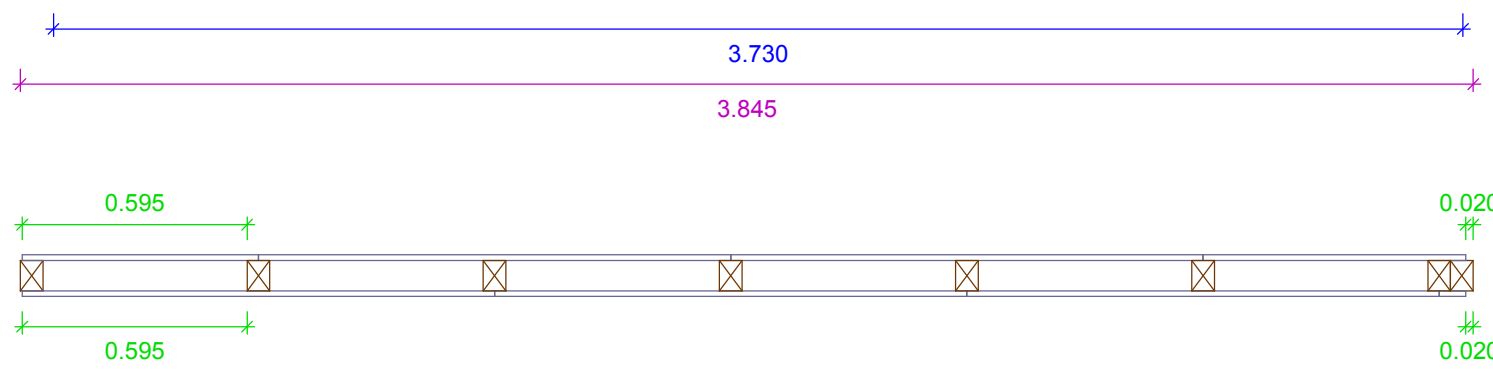
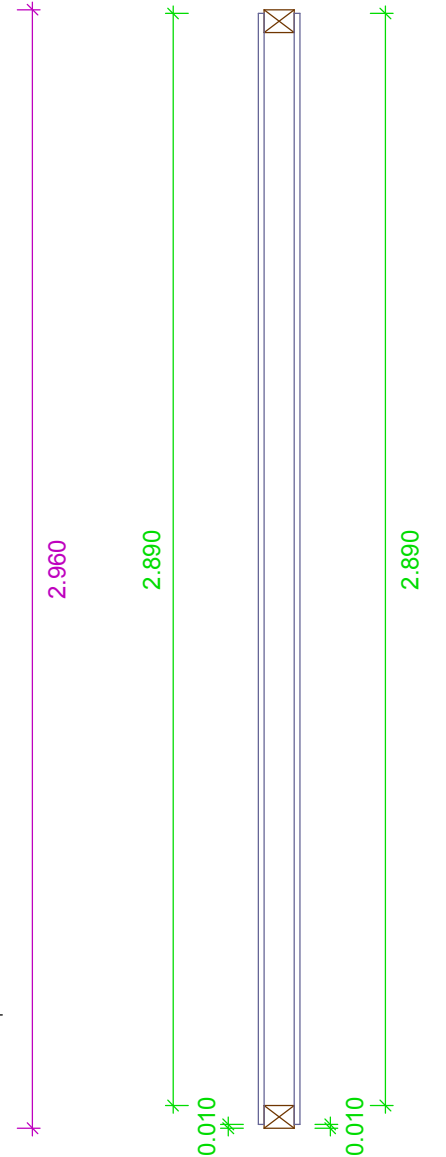
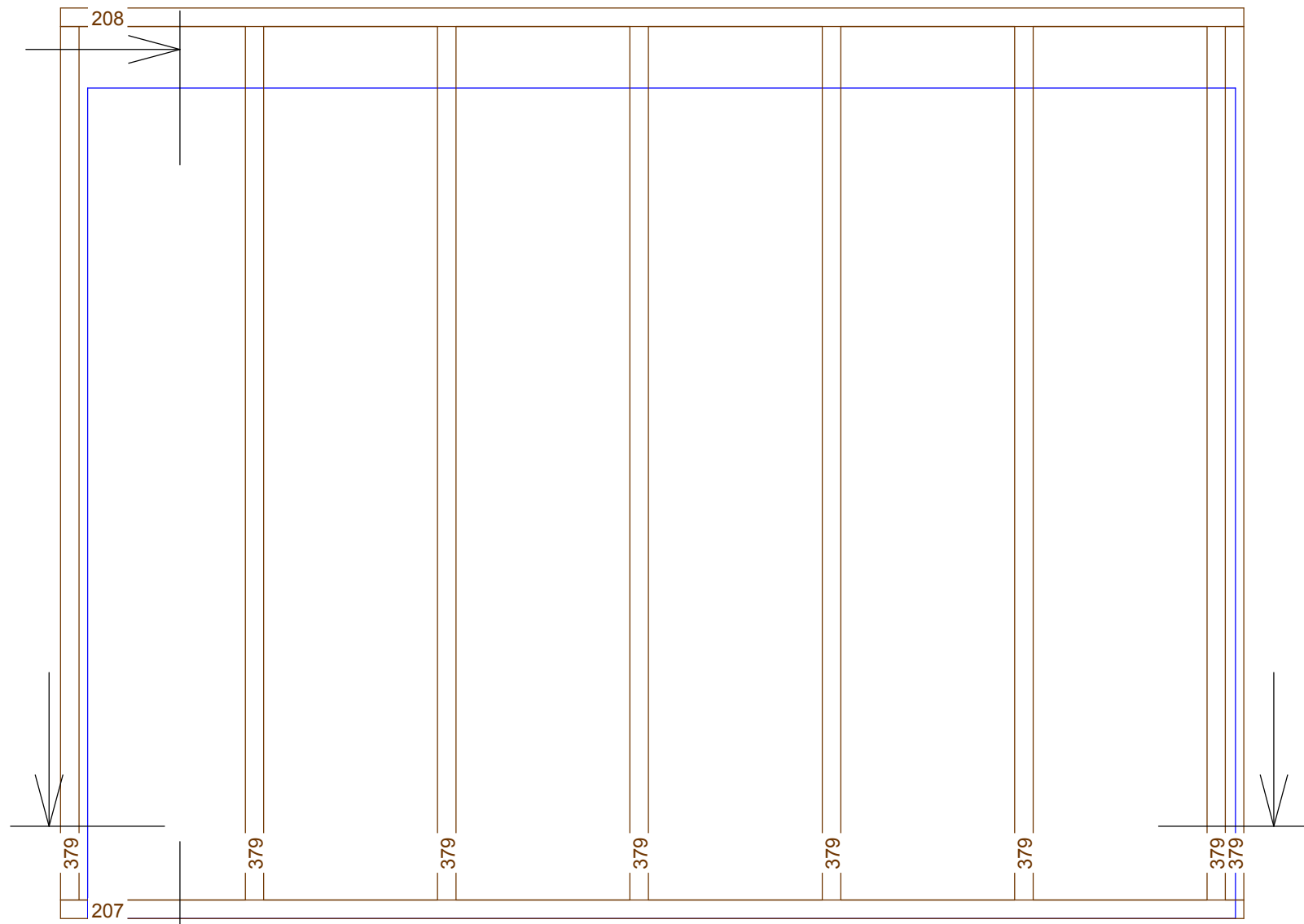


L374 6x	KVH, 0.060 x 0.080	
L206 1x	T-Stoß Gegenpfosten	2.440
	KVH, 0.200 x 0.120	
	Rähm	7.240
	KVH, 0.060 x 0.120	
L205 1x	Schwelle	7.240
L369 6x	Pfosten	2.440
L370 1x	Eckpfosten	2.440
L371 2x	Türpfosten	2.440
L372 4x	Pfosten	0.100
L373 2x	Türpfosten	2.440
L375 3x	T-Stoß Gegenpfosten	2.440
L376 1x	Türpfosten	2.440
L377 2x	Pfosten	0.210
L378 1x	Türpfosten	2.440
L601 1x	Sturzriegel	0.900
L602 1x	Sturzriegel	0.900
L603 1x	Sturzriegel	0.900



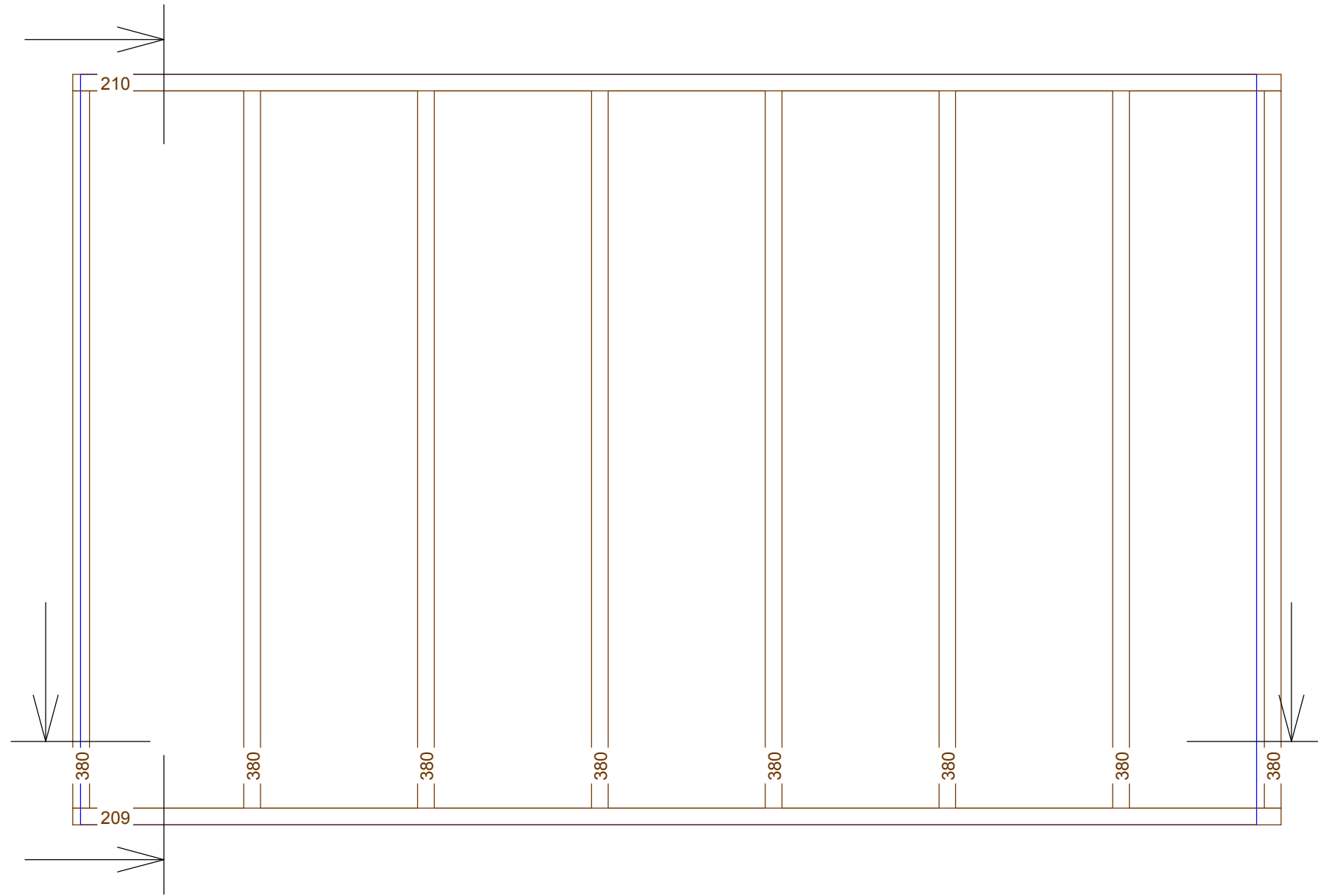
EG 0
Wand 17
Gruppe : 0
Laufnummer
Maßstab: 1 : 20

L207 1x	KVH LA, 0.060 x 0.080	
	Schwelle	3.845
L208 1x	KVH, 0.060 x 0.080	
	Rähm	3.845
L379 8x	Pfosten	2.840

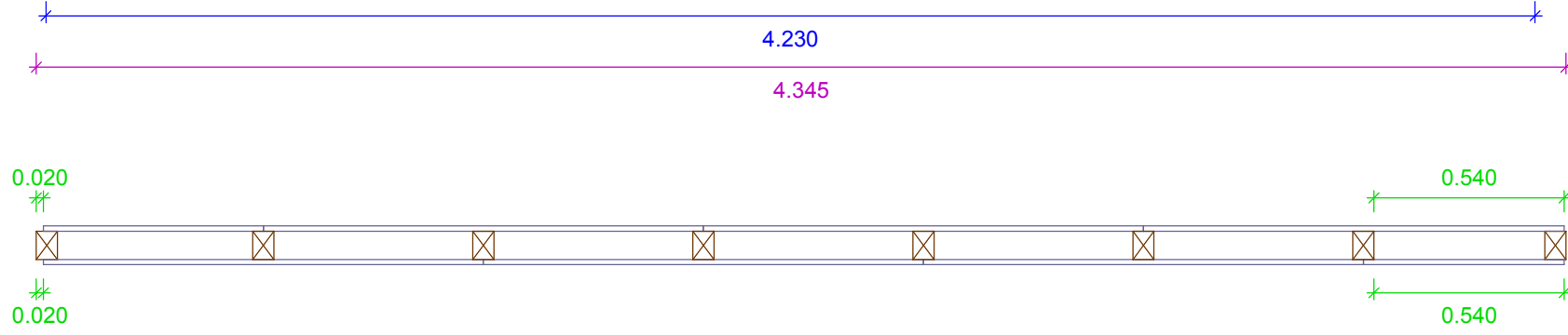
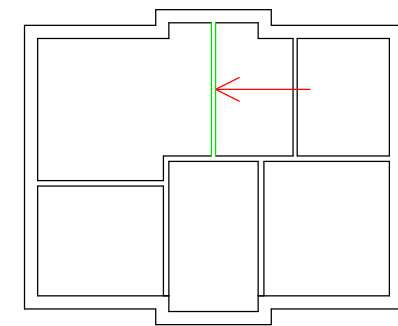



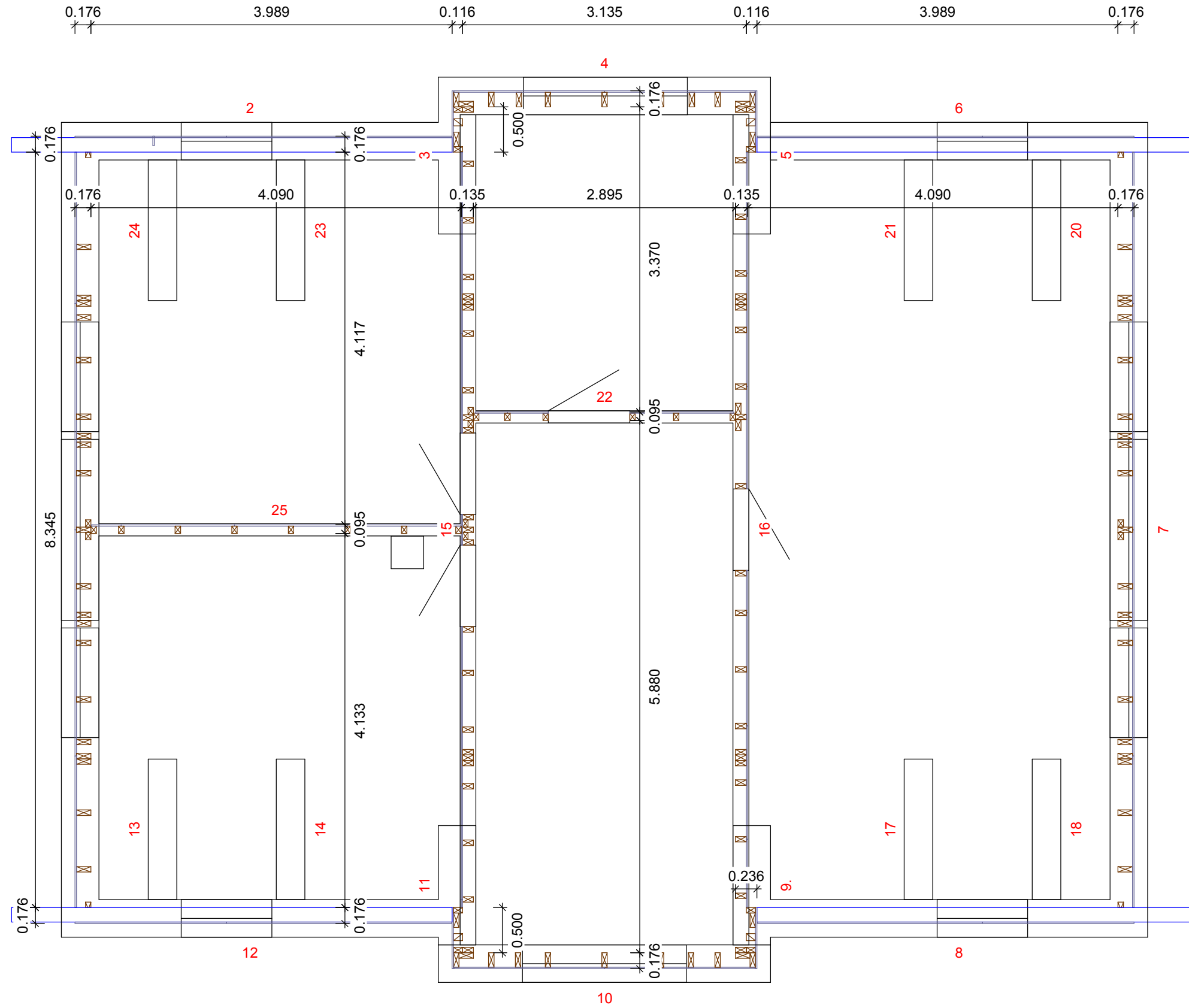
EG 0
Wand 18
Gruppe : 0
Laufnummer
Maßstab: 1 : 20

L209 1x	KVH LA, 0.060 x 0.080 Schwelle	4.345
L210 1x	KVH, 0.060 x 0.080 Rähm	4.345
L380 8x	Pfosten	2.580

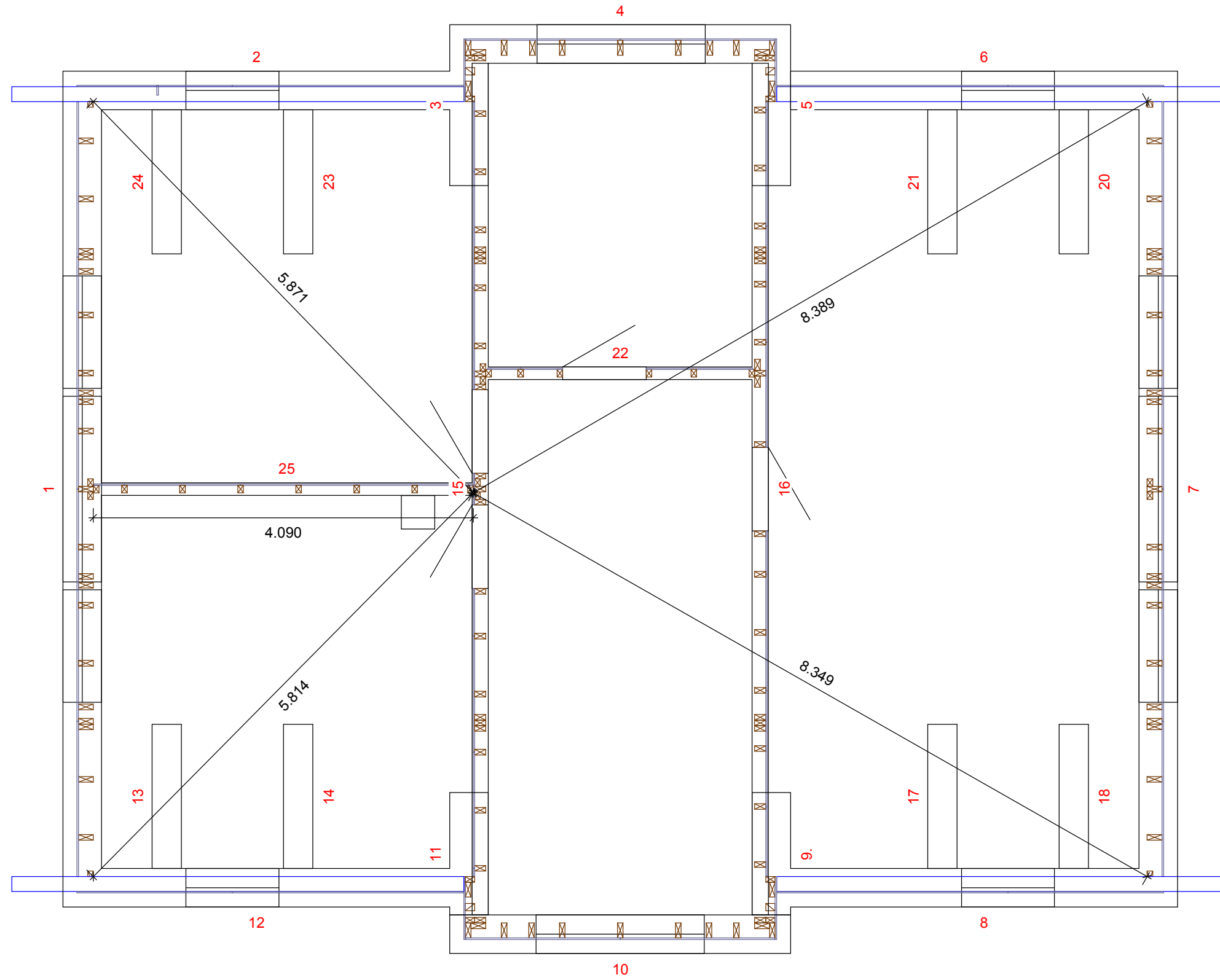


2.700



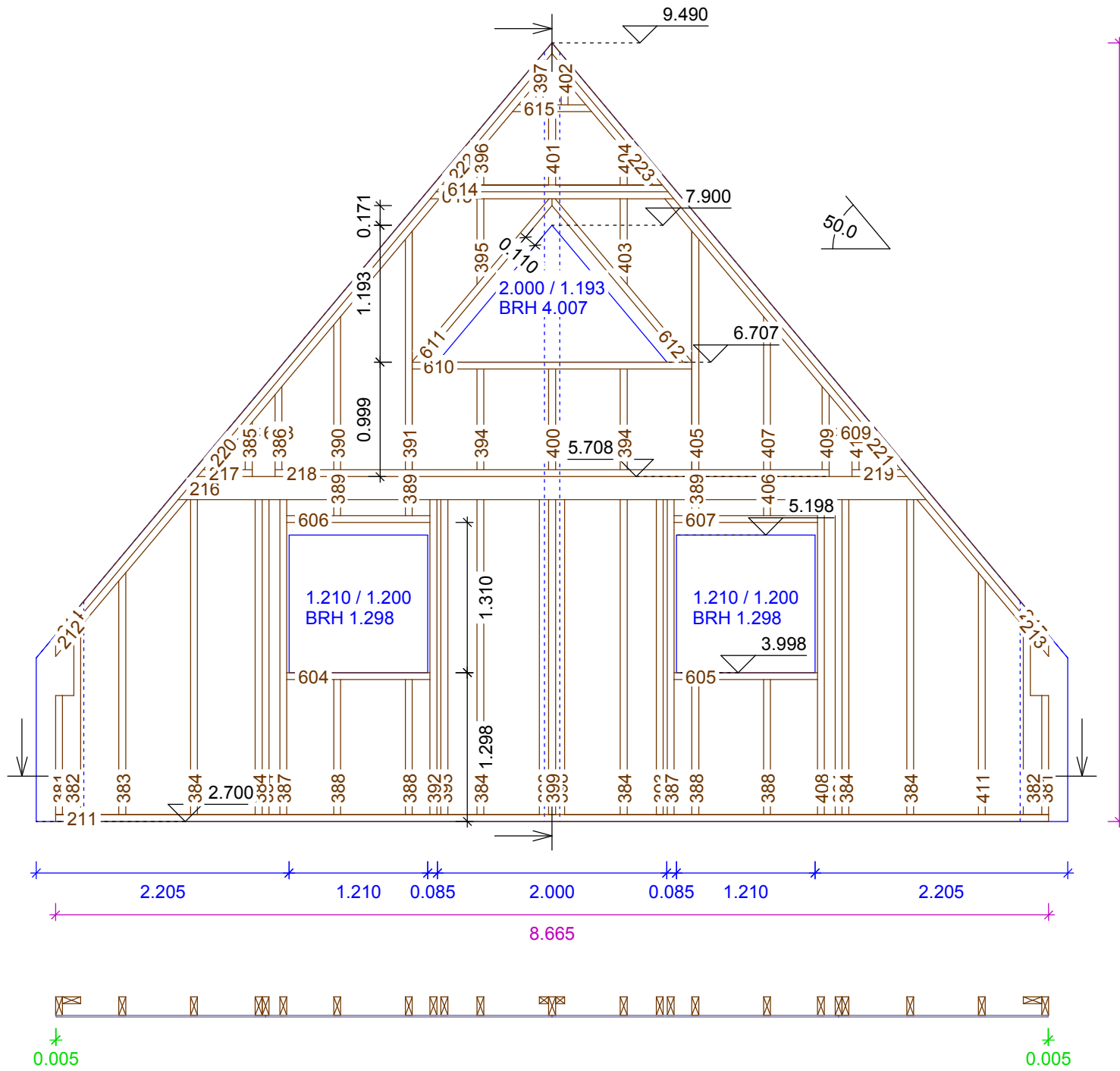


DG 0
Schnitthöhe: 1.100
Maßstab: 1 : 50
Grundrißplan



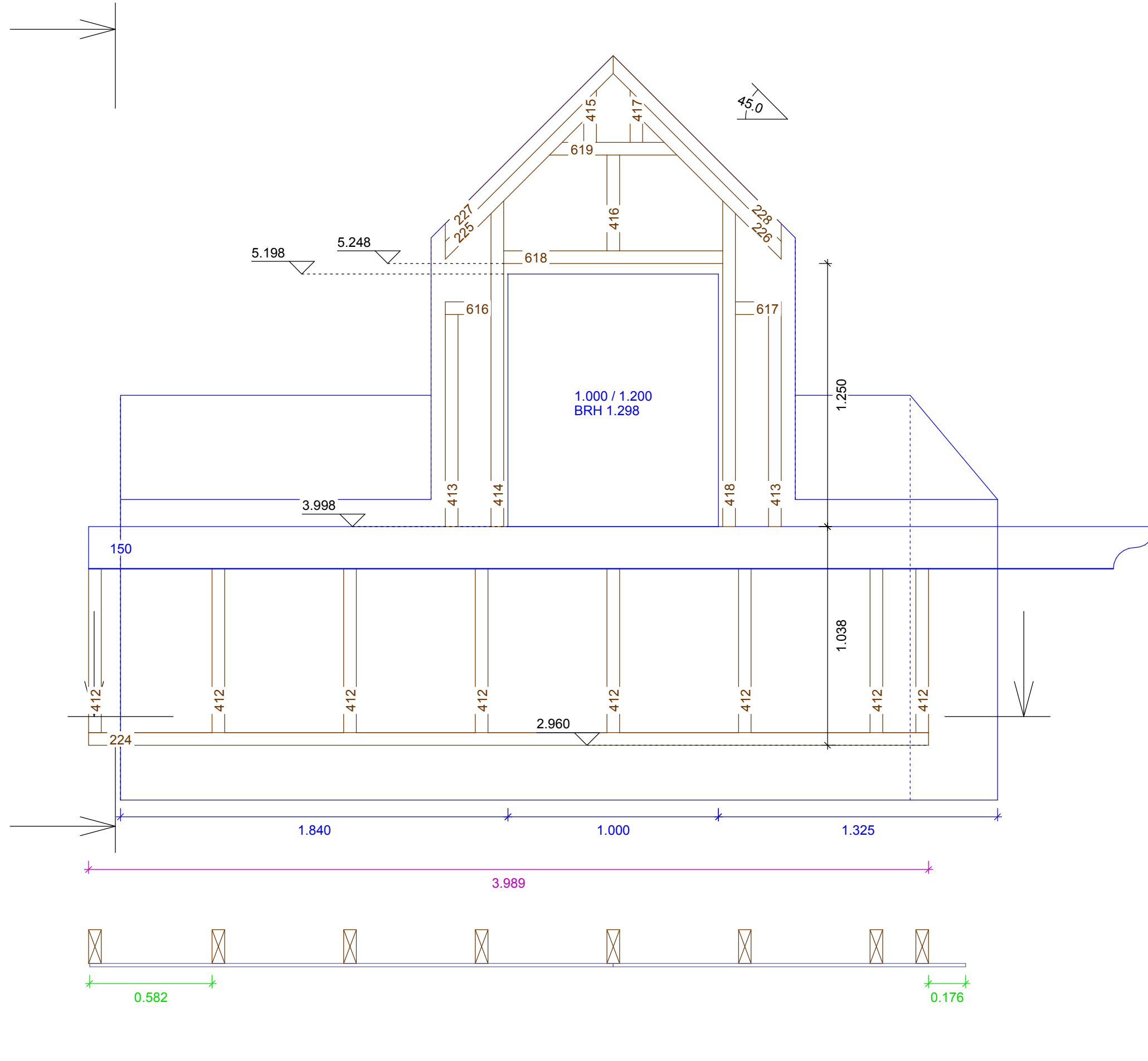
DG 0
Schnitthöhe: 1.100
Maßstab: 1 : 50
Grundrißplan

DG 0
Wand 1
Gruppe : 0
Laufnummer
Maßstab: 1 : 50

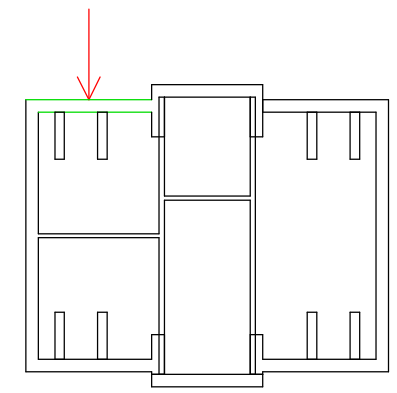
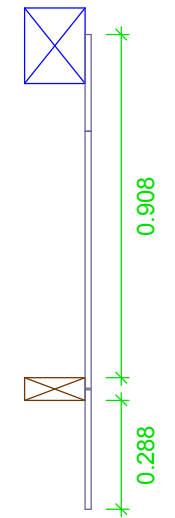


L398 2x	KVH, 0.060 x 0.080	L607 1x	Sturzriegel	1.250
	T-Stoß Gegenpfosten 2.748	L608 1x	Wandriegel	0.200
	KVH, 0.060 x 0.160	L609 1x	Wandriegel	0.200
L211 1x	Schwelle	L610 1x	Brüstungsriegel	2.440
L212 1x	Rähm	L611 1x	Sturzriegel	1.876
L213 1x	Rähm	L612 1x	Sturzriegel	1.876
L214 1x	Rähm	L613 1x	Wandriegel	2.123
L215 1x	Rähm	L614 1x	Wandriegel	2.022
L217 1x	Schwelle	L615 1x	Wandriegel	0.691
L218 1x	Schwelle			
L219 1x	Schwelle	L216 1x	Rähm	6.526
L220 1x	Rähm			
L221 1x	Rähm			
L222 1x	Rähm			
L223 1x	Rähm			
L381 2x	Pfosten			
L382 2x	Pfosten			
L383 1x	Pfosten			
L384 8x	Pfosten			
L385 1x	Pfosten			
L386 1x	Pfosten			
L387 2x	Fensterpfosten			
L388 4x	Pfosten			
L389 3x	Pfosten			
L390 1x	Pfosten			
L391 1x	Pfosten			
L392 1x	Fensterpfosten			
L393 2x	Pfosten			
L394 2x	Pfosten			
L395 1x	Pfosten			
L396 1x	Pfosten			
L397 1x	Pfosten			
L399 1x	T-Stoß Gegenpfosten 2.748			
L400 1x	T-Stoß Gegenpfosten 0.879			
L401 1x	Pfosten			
L402 1x	Pfosten			
L403 1x	Pfosten			
L404 1x	Pfosten			
L405 1x	Pfosten			
L406 1x	Pfosten			
L407 1x	Pfosten			
L408 1x	Fensterpfosten			
L409 1x	Pfosten			
L410 1x	Pfosten			
L411 1x	Pfosten			
L604 1x	Brüstungsriegel			
L605 1x	Brüstungsriegel			
L606 1x	Sturzriegel			

DG 0
 Wand 2
 Gruppe : 0
 Laufnummer
 Maßstab: 1 : 20



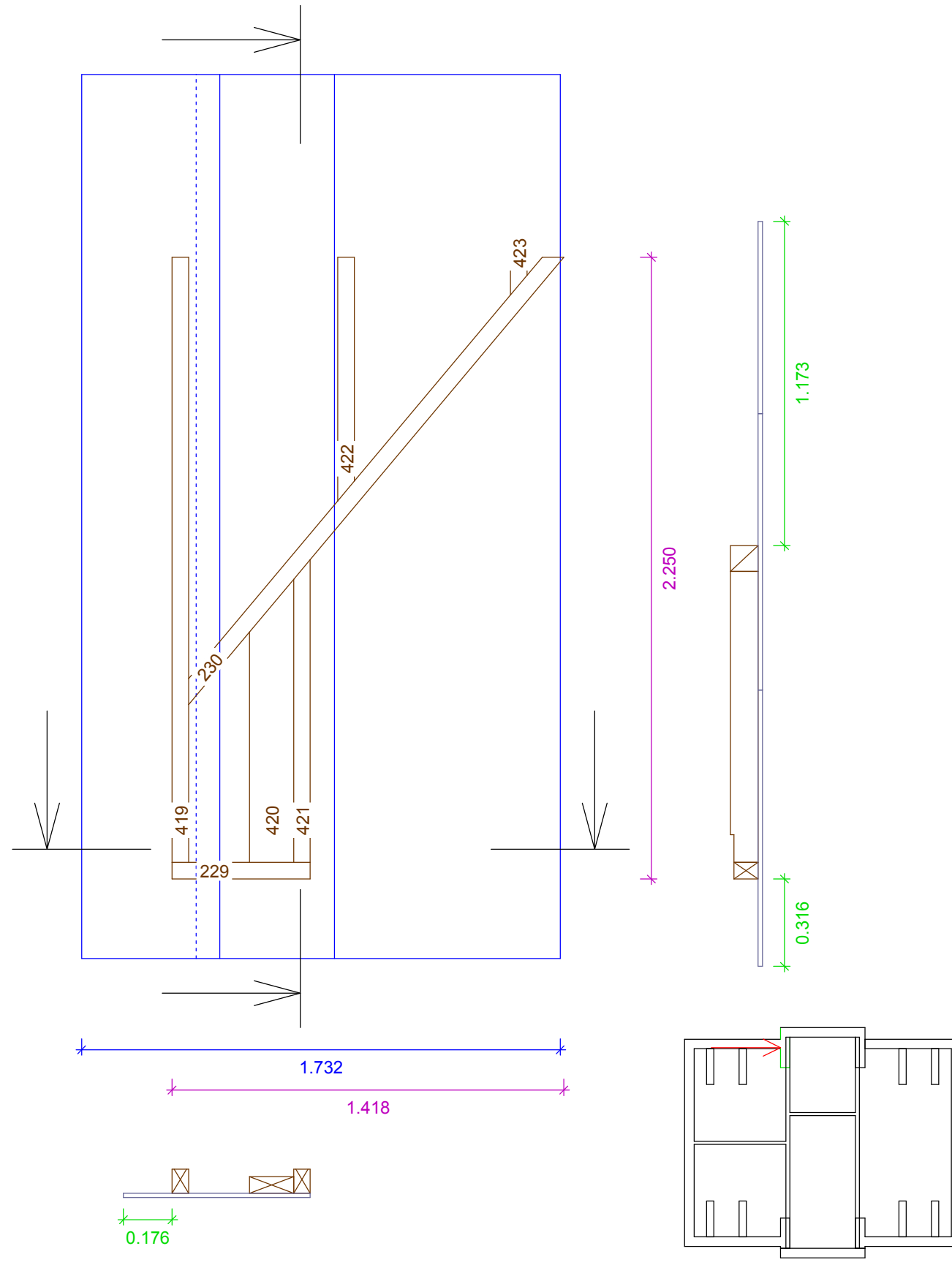
3.275



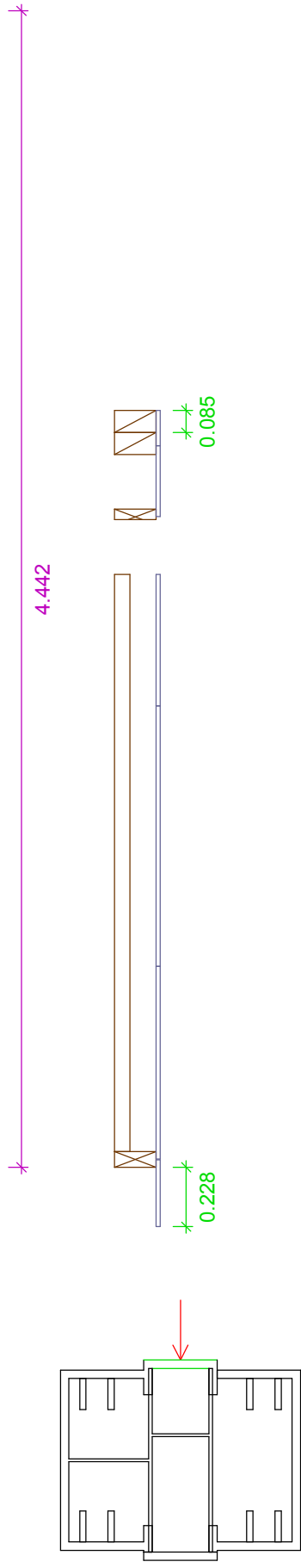
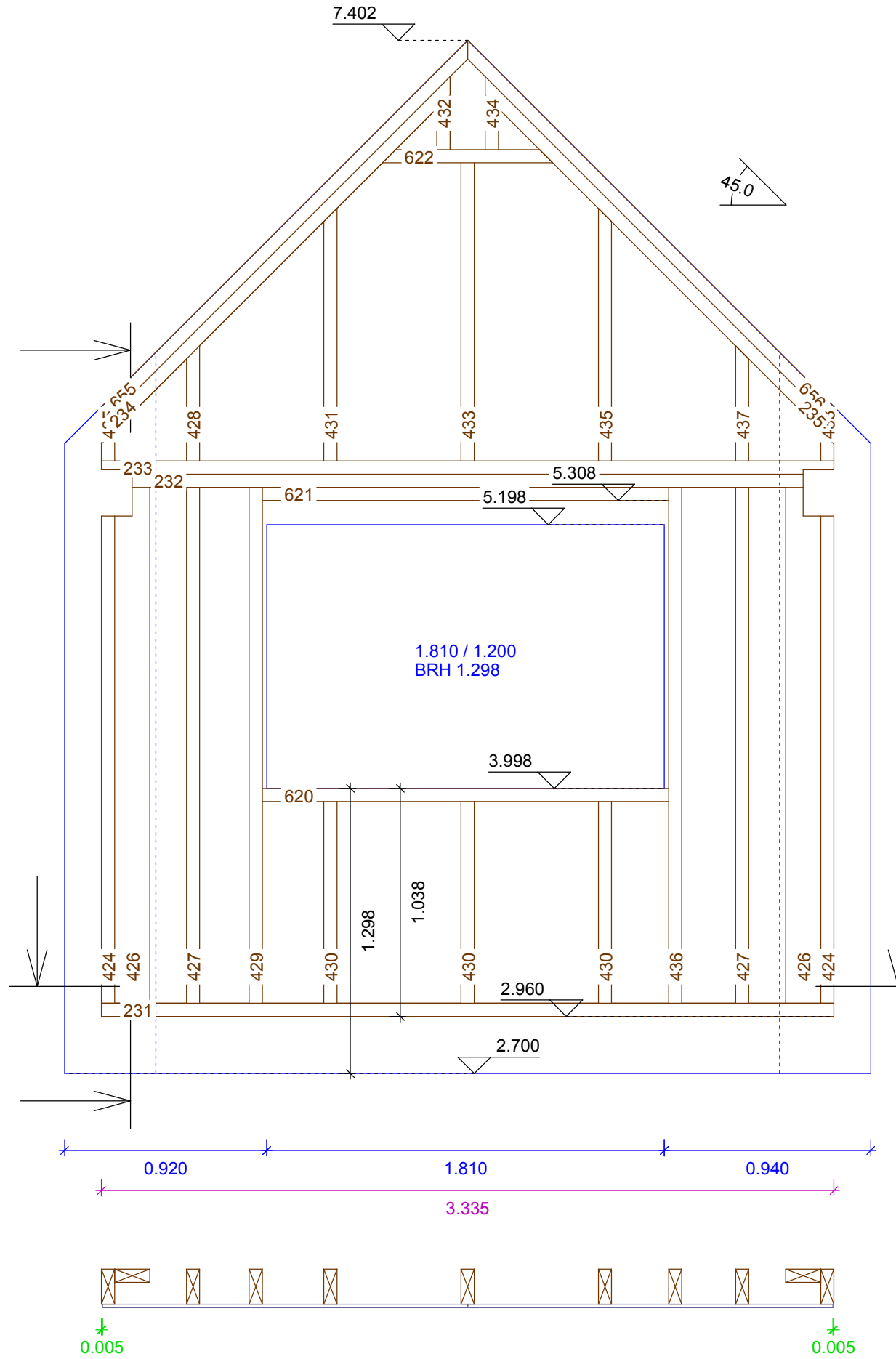
L150 1x	KVH, 0.160 x 0.200	
	Fußfette	5.066
	KVH, 0.060 x 0.160	
L224 1x	Schwelle	3.989
L225 1x	Rähm	1.075
L226 1x	Rähm	1.075
L227 1x	Rähm	1.188
L228 1x	Rähm	1.188
L412 8x	Pfosten	0.778
L413 2x	Pfosten	1.007
L414 1x	Fensterpfosten	1.547
L415 1x	Pfosten	0.162
L416 1x	Pfosten	0.455
L417 1x	Pfosten	0.162
L418 1x	Fensterpfosten	1.547
L616 1x	Wandriegel	0.218
L617 1x	Wandriegel	0.218
L618 1x	Sturzriegel	1.040
L619 1x	Wandriegel	0.605

1.000 / 1.200
 BRH 1.298

DG 0
 Wand 3
 Gruppe : 0
 Laufnummer
 Maßstab: 1 : 20



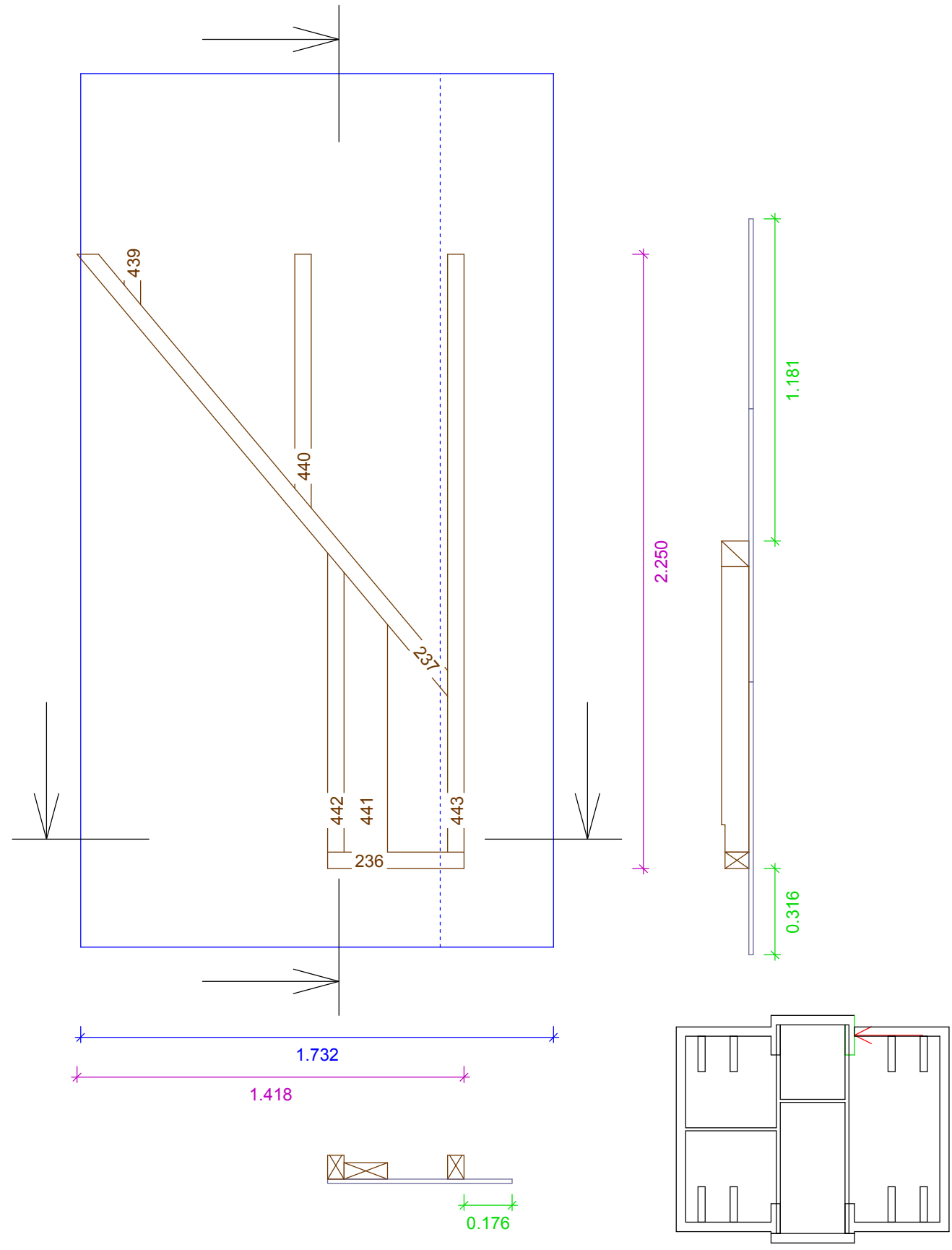
L420 1x	KVH, 0.060 x 0.160	
	T-Stoß Gegenpfosten	1.025
	KVH, 0.060 x 0.087	
L229 1x	Schwelle	0.500
	KVH, 0.060 x 0.100	
L230 1x	Schwelle	2.113
L419 1x	Pfosten	2.190
L421 1x	T-Stoß Gegenpfosten	1.096
L422 1x	Pfosten	0.881
L423 1x	Pfosten	0.137



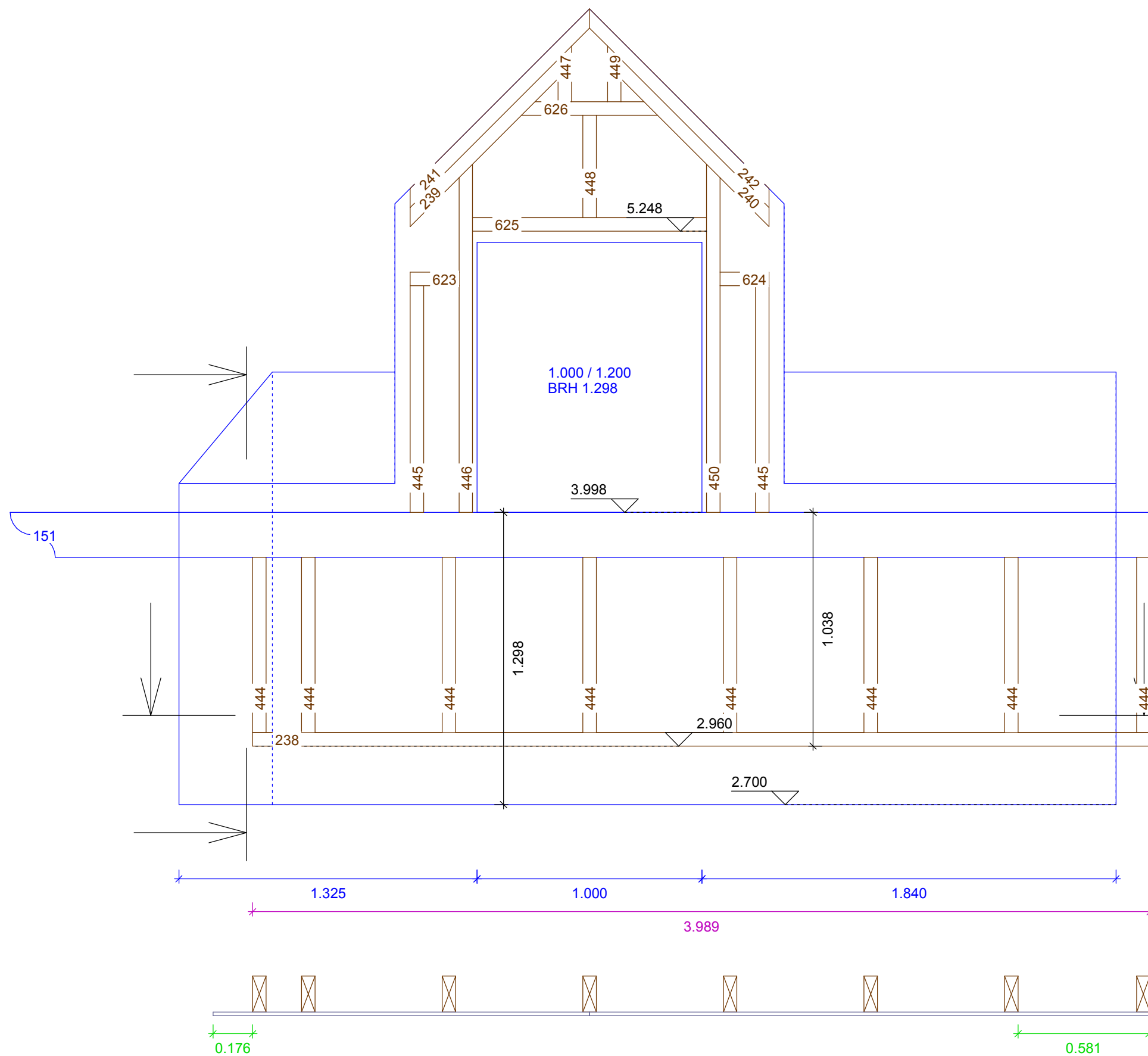
DG 0
 Wand 4
 Gruppe : 0
 Laufnummer
 Maßstab: 1 : 25

KVH, 0.060 x 0.160		
L231 1x	Schwelle	3.335
L232 1x	Rähm	3.055
L233 1x	Schwelle	3.335
L234 1x	Rähm	2.305
L235 1x	Rähm	2.305
L424 2x	Pfosten	2.218
L425 1x	Pfosten	0.137
L426 2x	Pfosten	2.348
L427 2x	Pfosten	2.348
L428 1x	Pfosten	0.525
L429 1x	Fensterpfosten	2.348
L430 3x	Pfosten	0.918
L431 1x	Pfosten	1.150
L432 1x	Pfosten	0.247
L433 1x	Pfosten	1.357
L434 1x	Pfosten	0.247
L435 1x	Pfosten	1.150
L436 1x	Fensterpfosten	2.348
L437 1x	Pfosten	0.525
L438 1x	Pfosten	0.137
L620 1x	Brüstungsriegel	1.850
L621 1x	Sturzriegel	1.850
L622 1x	Wandriegel	0.775
L655 1x	Wandstrebe	2.418
L656 1x	Wandstrebe	2.418

DG 0
Wand 5
Gruppe : 0
Laufnummer
Maßstab: 1 : 20



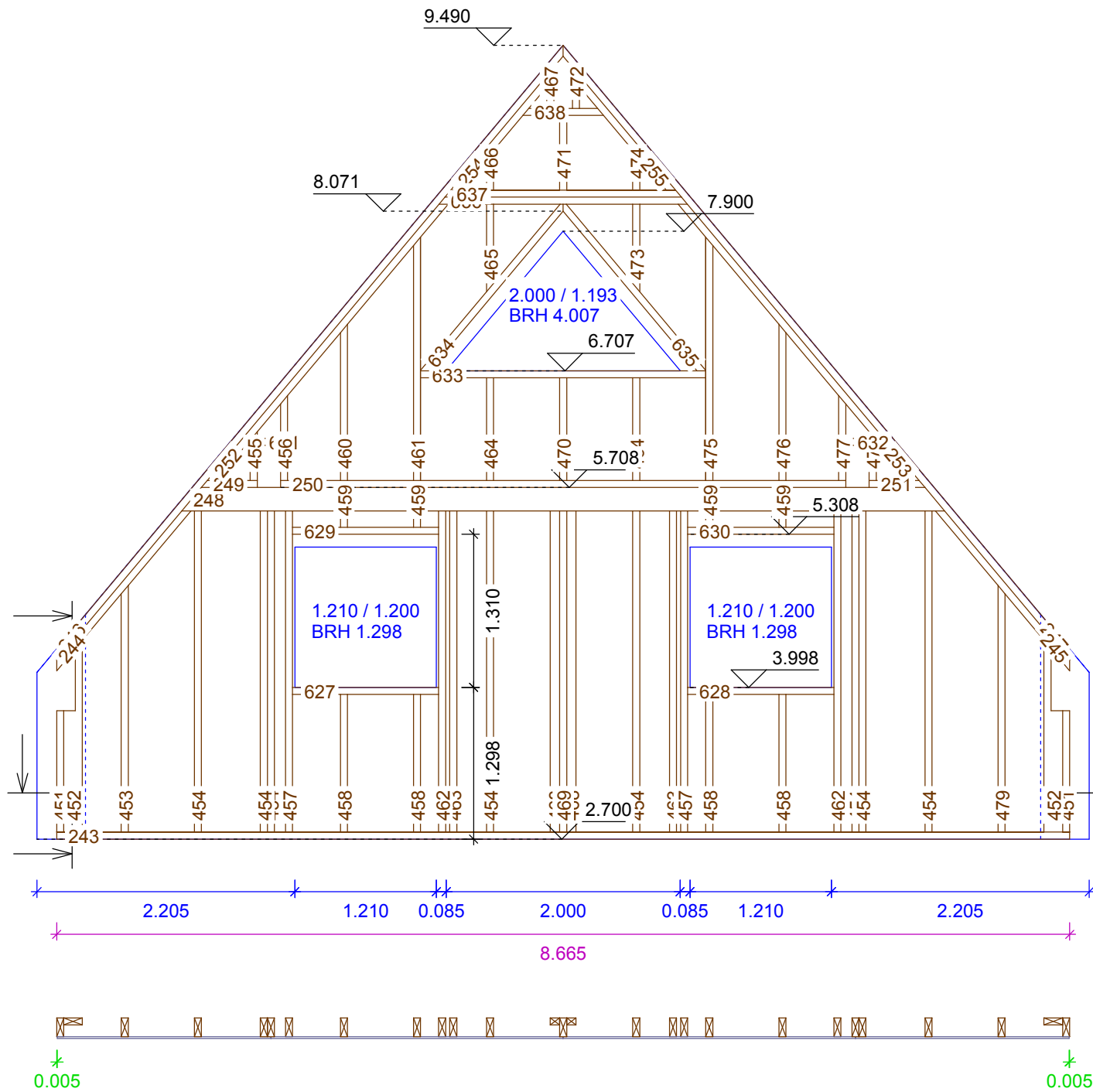
L441 1x	KVH, 0.060 x 0.160	
	T-Stoß Gegenpfosten	1.025
	KVH, 0.060 x 0.087	
L236 1x	Schwelle	0.500
	KVH, 0.060 x 0.100	
L237 1x	Schwelle	2.113
L439 1x	Pfosten	0.184
L440 1x	Pfosten	0.929
L442 1x	Pfosten	1.096
L443 1x	Pfosten	2.190



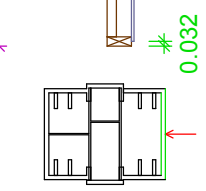
DG 0
 Wand 6
 Gruppe : 0
 Laufnummer
 Maßstab: 1 : 20

KVH, 0.060 x 0.160		
L238 1x	Schwelle	3.989
L239 1x	Rähm	1.075
L240 1x	Rähm	1.075
L241 1x	Rähm	1.188
L242 1x	Rähm	1.188
L444 8x	Pfosten	0.778
L445 2x	Pfosten	1.007
L446 1x	Fensterpfosten	1.547
L447 1x	Pfosten	0.162
L448 1x	Pfosten	0.455
L449 1x	Pfosten	0.162
L450 1x	Fensterpfosten	1.547
L623 1x	Wandriegel	0.218
L624 1x	Wandriegel	0.218
L625 1x	Sturzriegel	1.040
L626 1x	Wandriegel	0.605
KVH, 0.160 x 0.200		
L151 1x	Fußfette	5.066

DG 0
Wand 7
Gruppe : 0
Laufnummer
Maßstab: 1 : 50

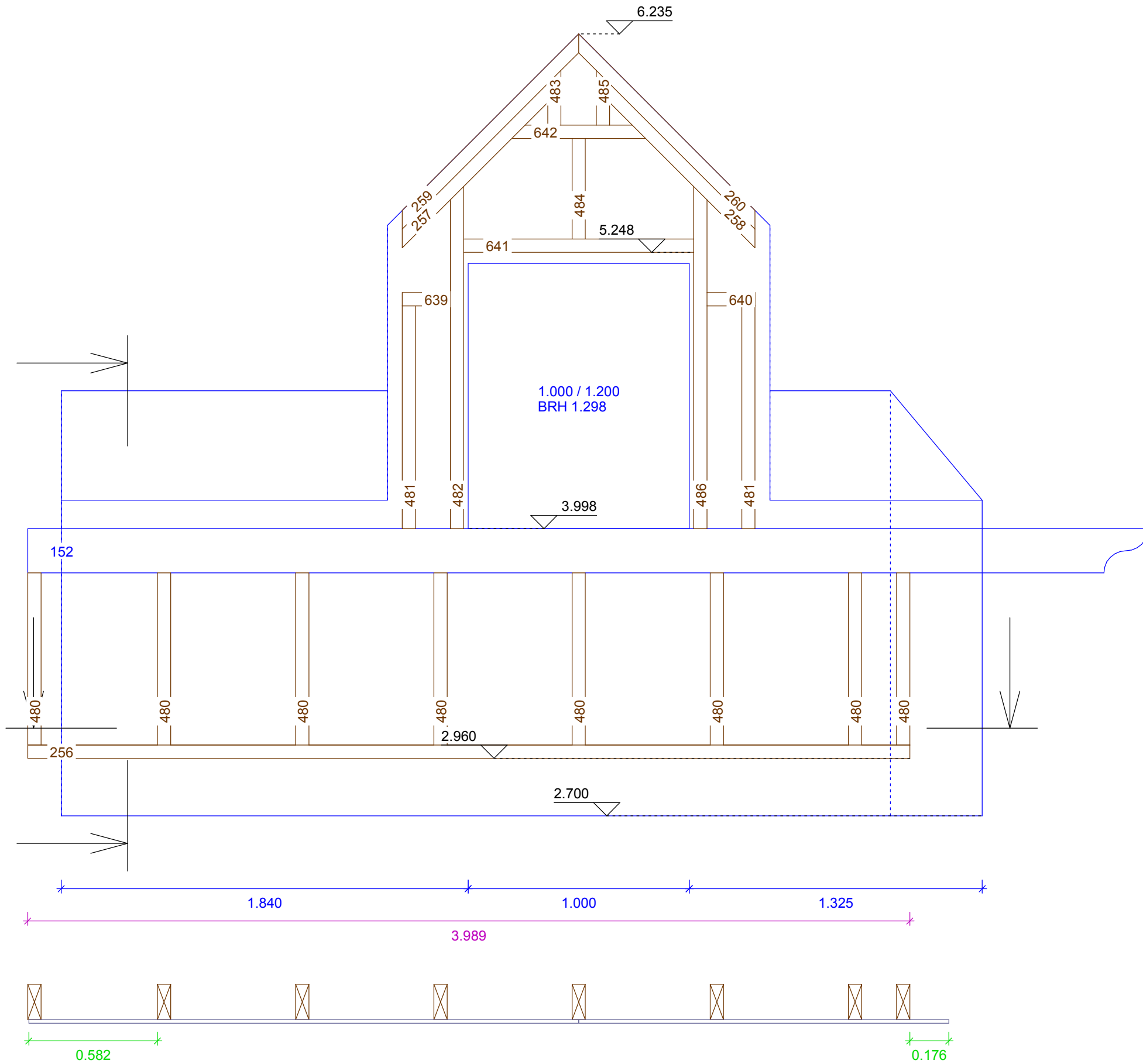


6.790

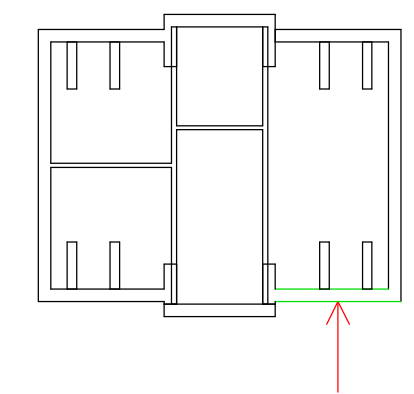
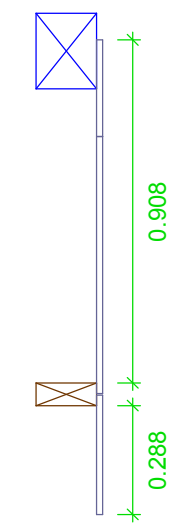


L468 2x	KVH, 0.060 x 0.080	L632 1x	Wandriegel	0.200
	T-Stoß Gegenpfosten	L633 1x	Brüstungsriegel	2.440
		L634 1x	Sturzriegel	1.876
L243 1x	KVH, 0.060 x 0.160	L635 1x	Sturzriegel	1.876
L244 1x	Schwelle	L636 1x	Wandriegel	2.123
L245 1x	Rähm	L637 1x	Wandriegel	2.022
L246 1x	Rähm	L638 1x	Wandriegel	0.691
L247 1x	Rähm		KVH, 0.200 x 0.160	
L249 1x	Schwelle	L248 1x	Rähm	6.526
L250 1x	Schwelle			
L251 1x	Schwelle			
L252 1x	Rähm			
L253 1x	Rähm			
L254 1x	Rähm			
L255 1x	Rähm			
L451 2x	Pfosten			
L452 2x	Pfosten			
L453 1x	Pfosten			
L454 8x	Pfosten			
L455 1x	Pfosten			
L456 1x	Pfosten			
L457 2x	Fensterpfosten			
L458 4x	Pfosten			
L459 4x	Pfosten			
L460 1x	Pfosten			
L461 1x	Pfosten			
L462 2x	Fensterpfosten			
L463 2x	Pfosten			
L464 2x	Pfosten			
L465 1x	Pfosten			
L466 1x	Pfosten			
L467 1x	Pfosten			
L469 1x	T-Stoß Gegenpfosten			
L470 1x	T-Stoß Gegenpfosten			
L471 1x	Pfosten			
L472 1x	Pfosten			
L473 1x	Pfosten			
L474 1x	Pfosten			
L475 1x	Pfosten			
L476 1x	Pfosten			
L477 1x	Pfosten			
L478 1x	Pfosten			
L479 1x	Pfosten			
L627 1x	Brüstungsriegel			
L628 1x	Brüstungsriegel			
L629 1x	Sturzriegel			
L630 1x	Sturzriegel			
L631 1x	Wandriegel			

DG 0
 Wand 8
 Gruppe : 0
 Laufnummer
 Maßstab: 1 : 20

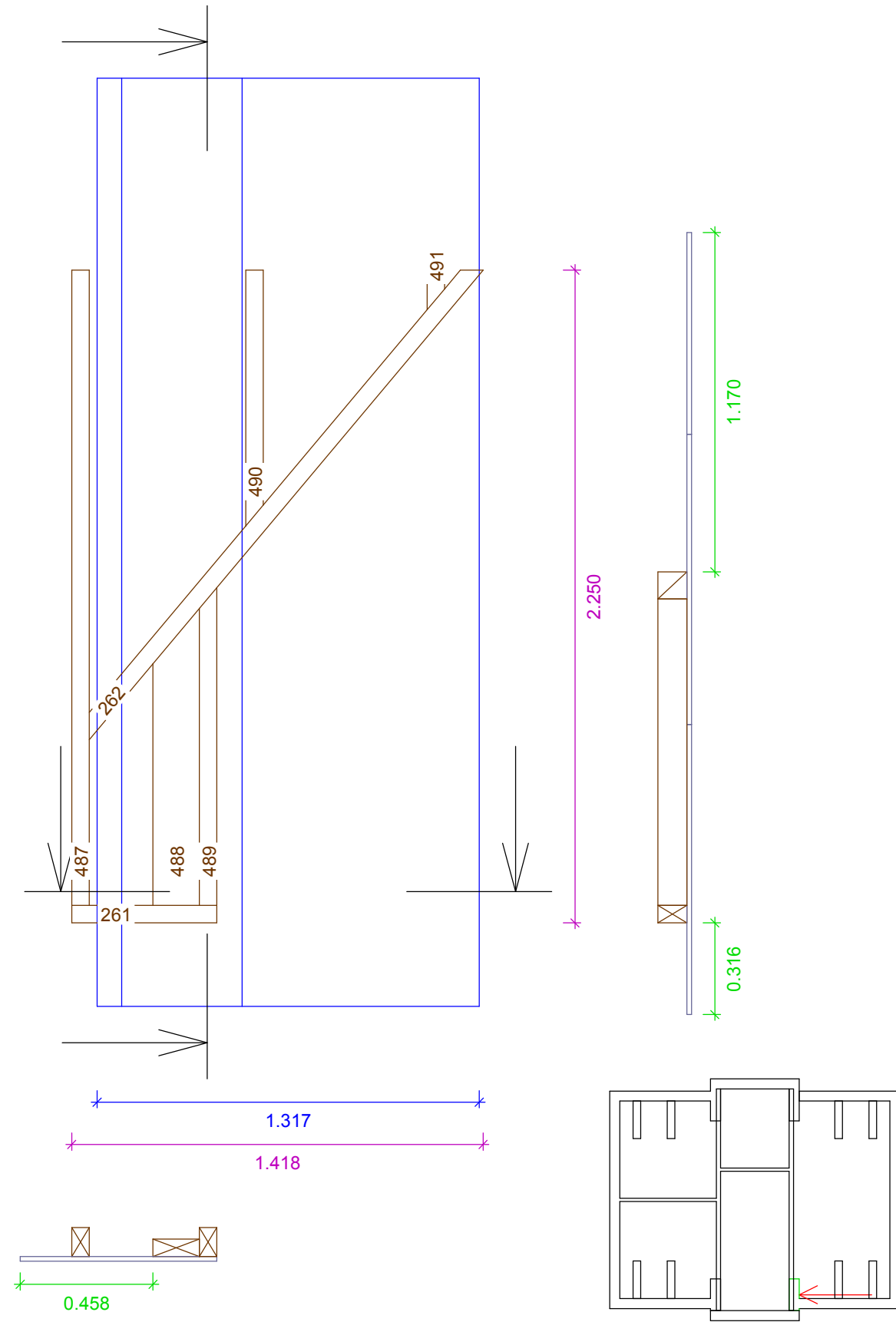


3.275

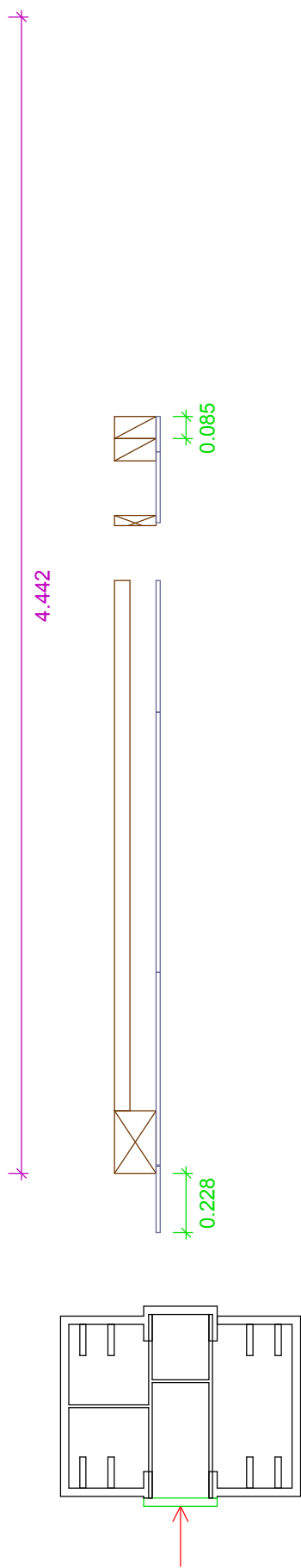
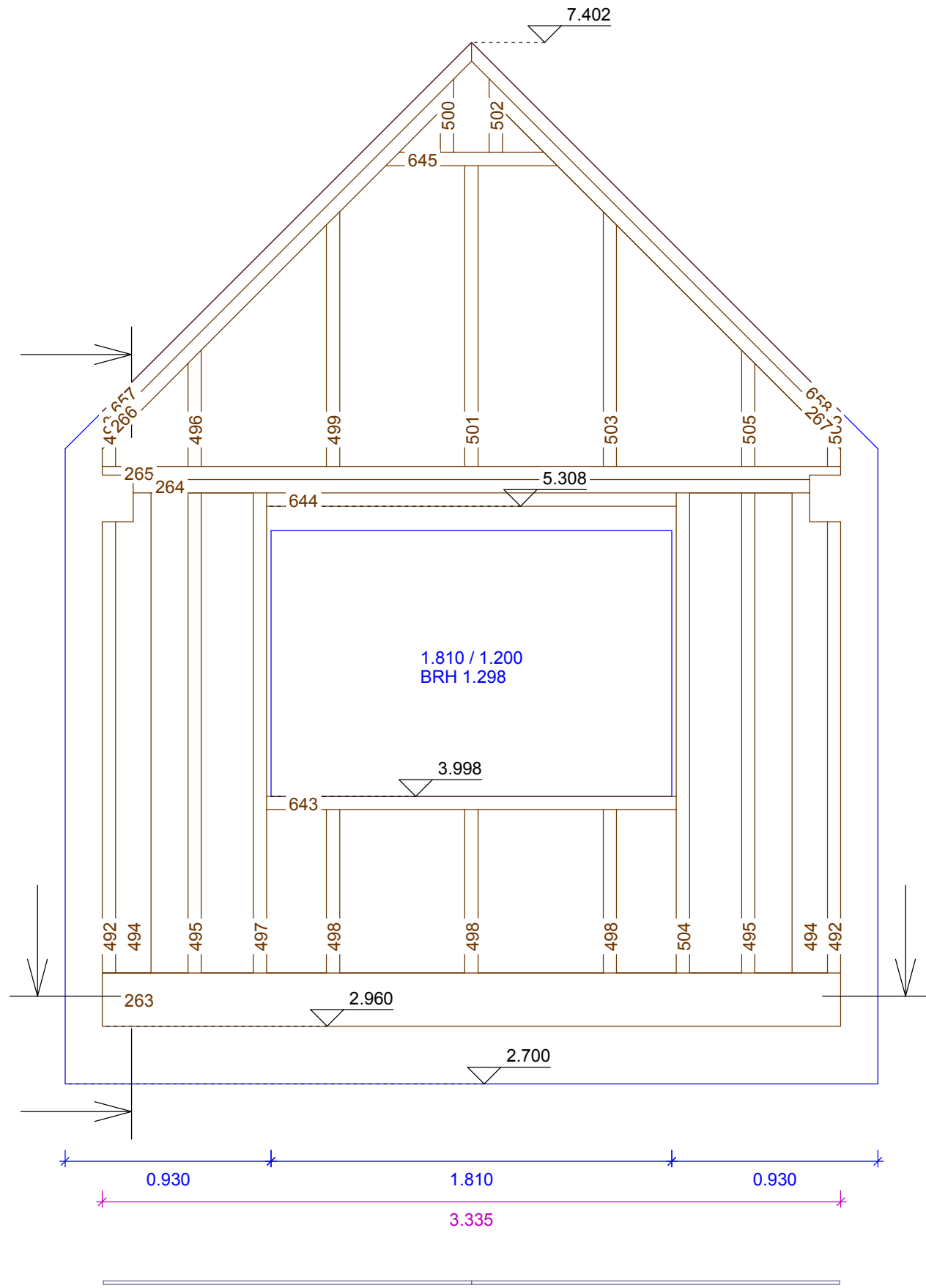


KVH, 0.060 x 0.160		
L256 1x	Schwelle	3.989
L257 1x	Rähm	1.075
L258 1x	Rähm	1.075
L259 1x	Rähm	1.188
L260 1x	Rähm	1.188
L480 8x	Pfosten	0.778
L481 2x	Pfosten	1.007
L482 1x	Fensterpfosten	1.547
L483 1x	Pfosten	0.162
L484 1x	Pfosten	0.455
L485 1x	Pfosten	0.162
L486 1x	Fensterpfosten	1.547
L639 1x	Wandriegel	0.218
L640 1x	Wandriegel	0.218
L641 1x	Sturzriegel	1.040
L642 1x	Wandriegel	0.605
KVH, 0.160 x 0.200		
L152 1x	Fußpfette	5.066

DG 0
 Wand 9
 Gruppe : 0
 Laufnummer
 Maßstab: 1 : 20



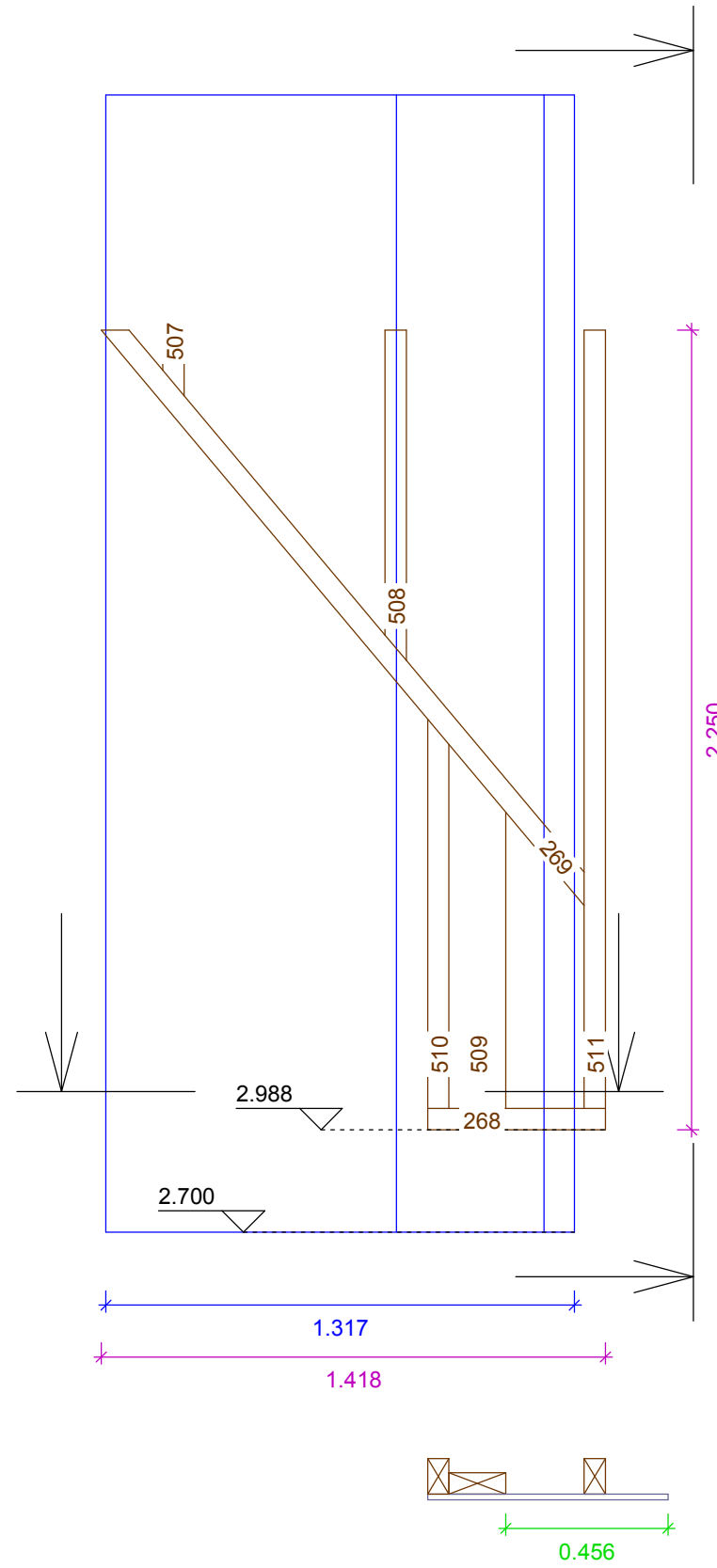
L488 1x	KVH, 0.060 x 0.160	
L488 1x	T-Stoß Gegenpfosten	1.025
	KVH, 0.060 x 0.100	
L261 1x	Schwelle	0.500
L262 1x	Schwelle	2.113
L487 1x	Pfosten	2.190
L489 1x	Pfosten	1.096
L490 1x	Pfosten	0.881
L491 1x	Pfosten	0.137



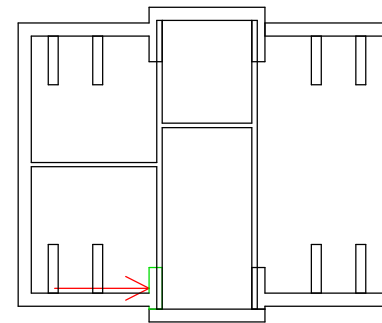
DG 0
 Wand 10
 Gruppe : 0
 Laufnummer
 Maßstab: 1 : 25

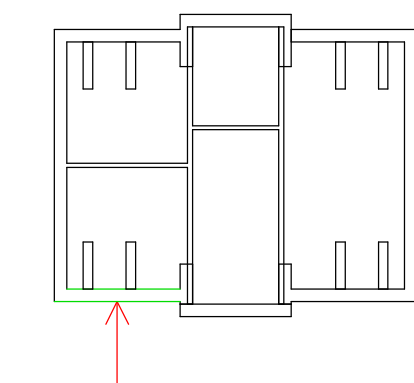

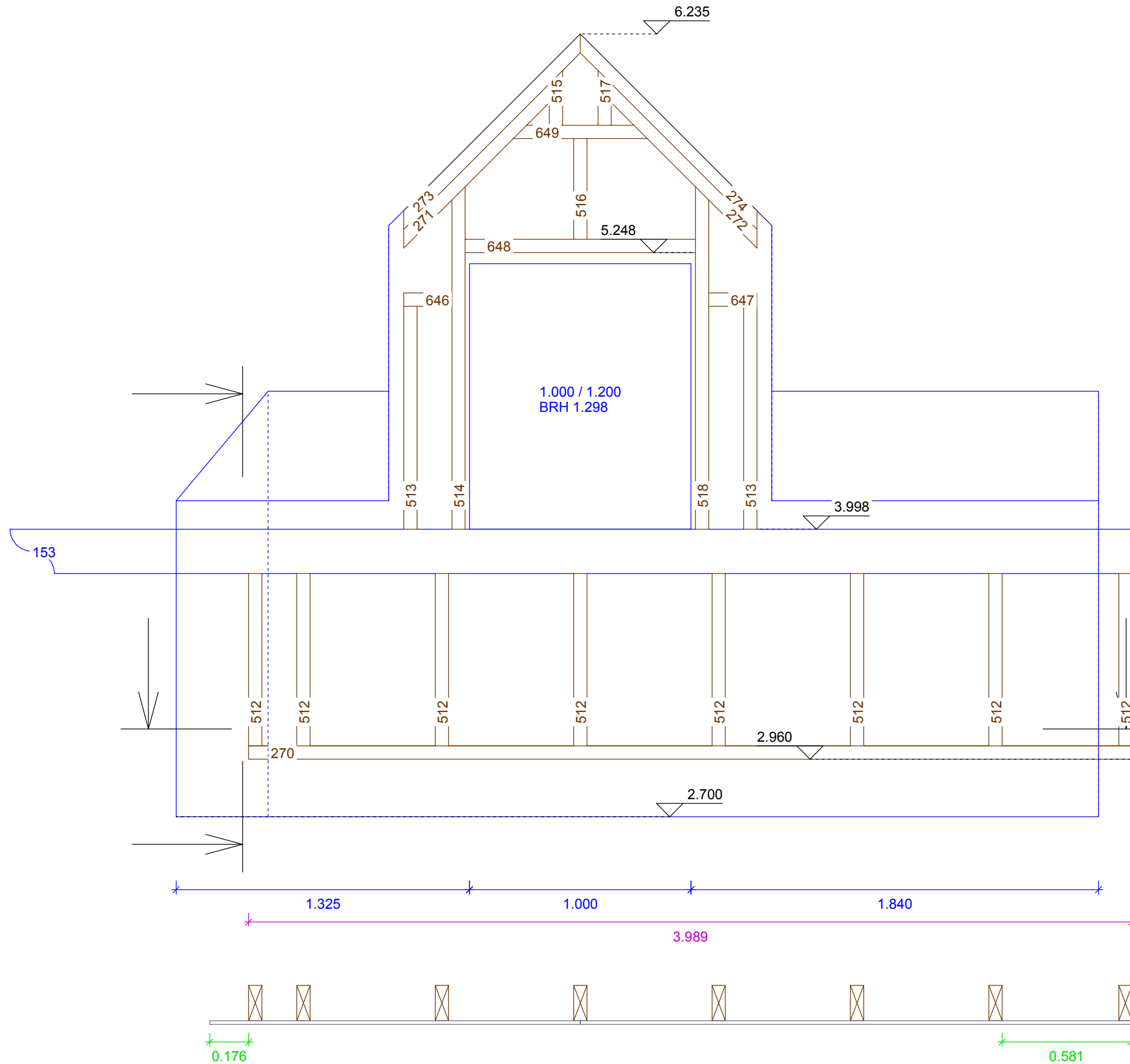
L263 1x	KVH, 0.240 x 0.160 Schwelle	3.335
L264 1x	Rähm	3.055
L265 1x	Schwelle	3.335
L266 1x	Rähm	2.305
L267 1x	Rähm	2.305
L492 2x	Pfosten	2.038
L493 1x	Pfosten	0.137
L494 2x	Pfosten	2.168
L495 2x	Pfosten	2.168
L496 1x	Pfosten	0.525
L497 1x	Fensterpfosten	2.168
L498 3x	Pfosten	0.738
L499 1x	Pfosten	1.150
L500 1x	Pfosten	0.247
L501 1x	Pfosten	1.357
L502 1x	Pfosten	0.247
L503 1x	Pfosten	1.150
L504 1x	Fensterpfosten	2.168
L505 1x	Pfosten	0.525
L506 1x	Pfosten	0.137
L643 1x	Brüstungsriegel	1.850
L644 1x	Sturzriegel	1.850
L645 1x	Wandriegel	0.775
L657 1x	Wandstrebe	2.418
L658 1x	Wandstrebe	2.418

DG 0
Wand 11
Gruppe : 0
Laufnummer
Maßstab: 1 : 20



L509 1x	KVH, 0.060 x 0.160	
	T-Stoß Gegenpfosten	1.025
	KVH, 0.060 x 0.100	
L268 1x	Schwelle	0.500
L269 1x	Schwelle	2.113
L507 1x	Pfosten	0.184
L508 1x	Pfosten	0.929
L510 1x	Pfosten	1.096
L511 1x	Pfosten	2.190

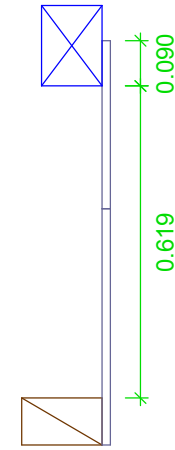
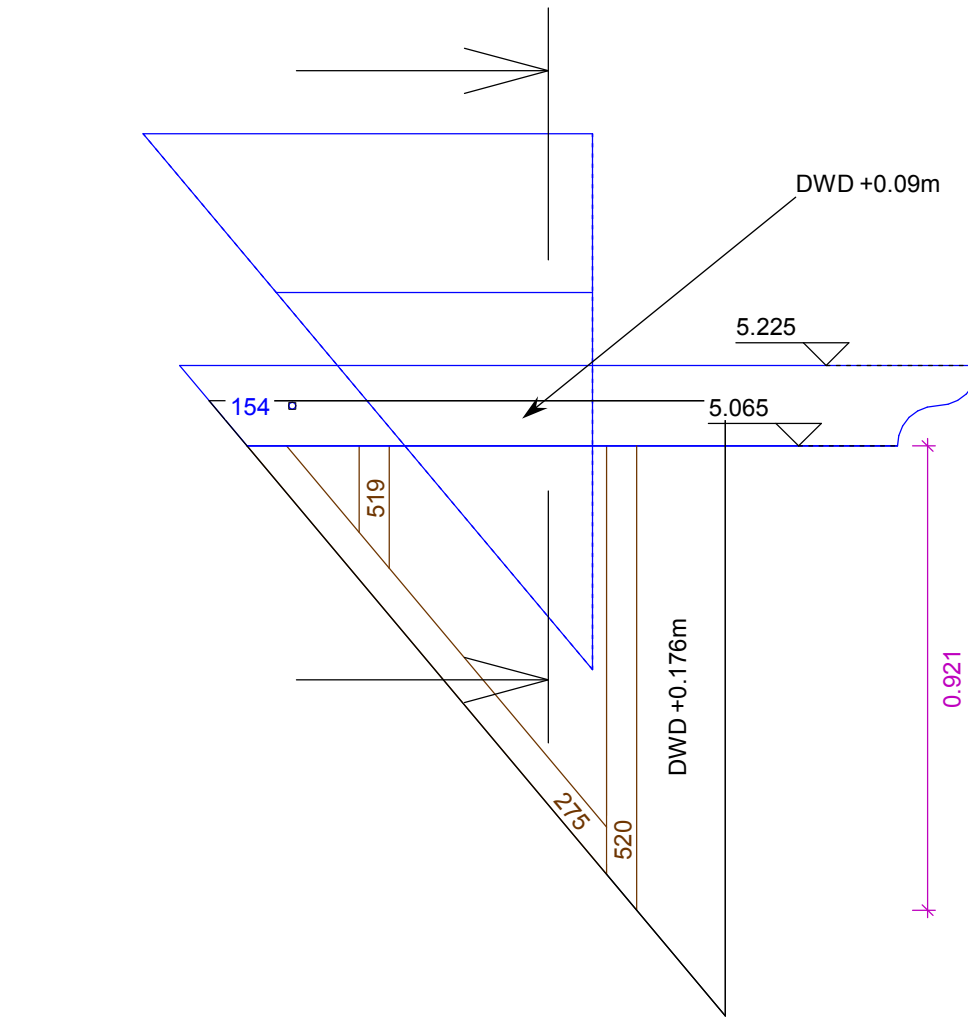




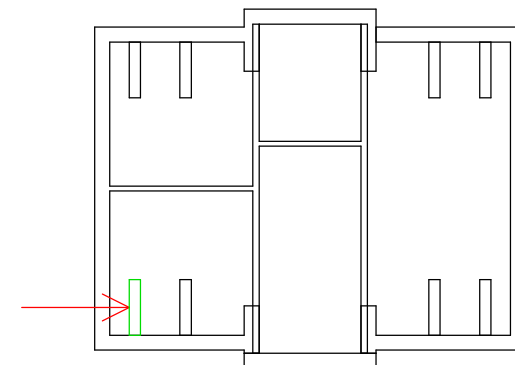
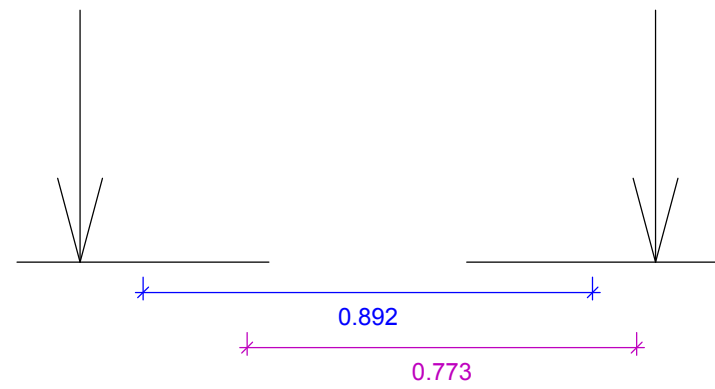
DG 0
Wand 12
Gruppe : 0
Laufnummer
Maßstab: 1 : 20

KVH, 0.060 x 0.160		
L270 1x	Schwelle	3.989
L271 1x	Rähm	1.075
L272 1x	Rähm	1.075
L273 1x	Rähm	1.188
L274 1x	Rähm	1.188
L512 8x	Pfosten	0.778
L513 2x	Pfosten	1.007
L514 1x	Fensterpfosten	1.547
L515 1x	Pfosten	0.162
L516 1x	Pfosten	0.455
L517 1x	Pfosten	0.162
L518 1x	Fensterpfosten	1.547
L646 1x	Wandriegel	0.218
L647 1x	Wandriegel	0.218
L648 1x	Sturzriegel	1.040
L649 1x	Wandriegel	0.605
KVH, 0.160 x 0.200		
L153 1x	Fußfette	5.066

DG 0
Wand 13
Gruppe : 0
Laufnummer
Maßstab: 1 : 15

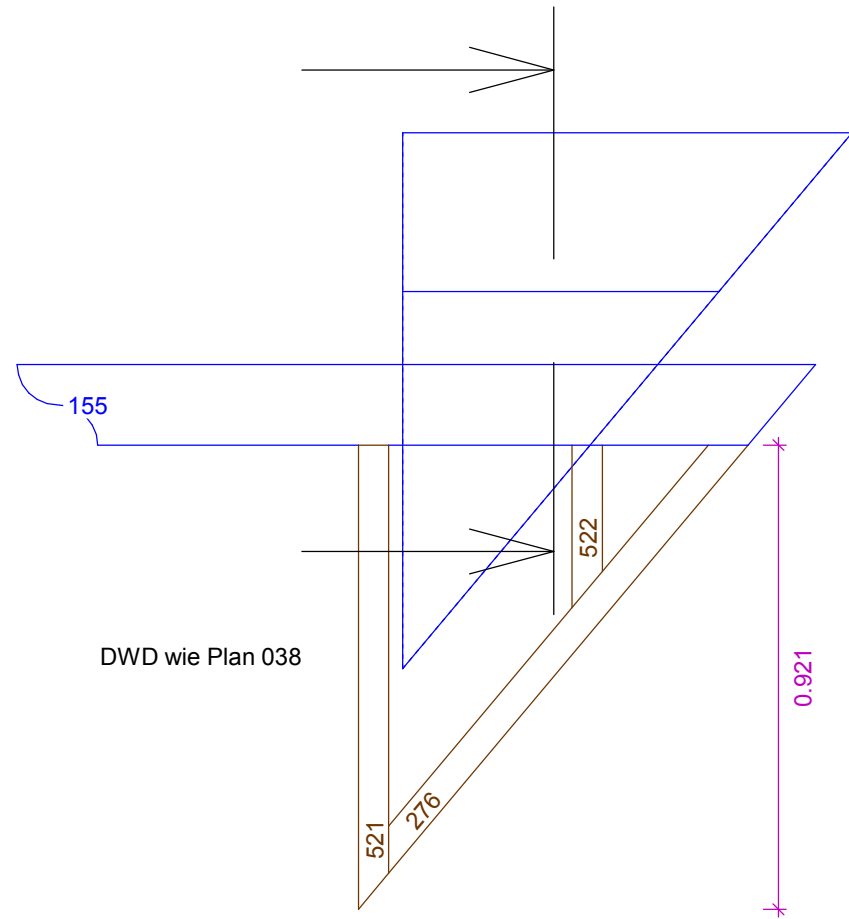


L154 1x	KVH, 0.120 x 0.160	
	Fußpfette	1.585
	KVH, 0.060 x 0.160	
L275 1x	Schwelle	1.109
L519 1x	Pfosten	0.243
L520 1x	Pfosten Wandende	0.921

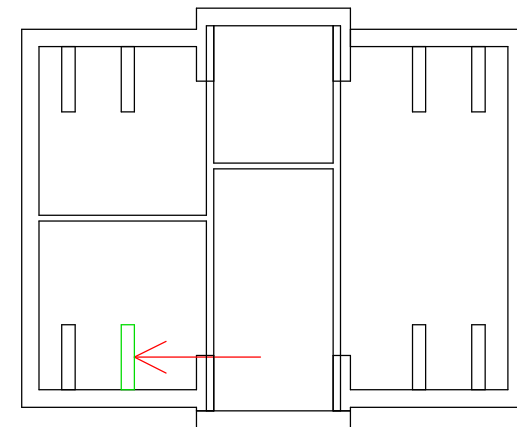
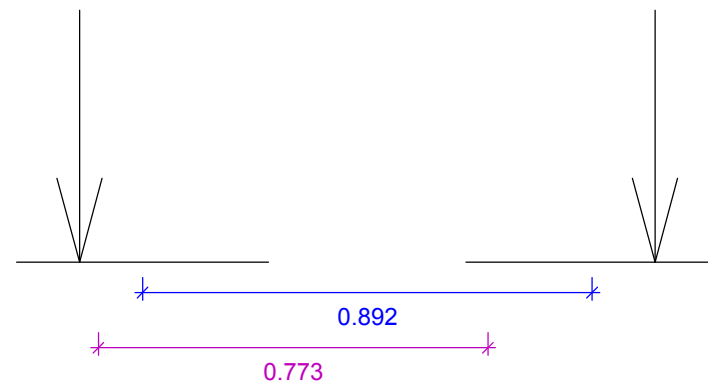
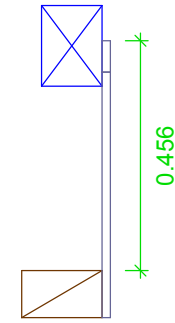


DG 0
Wand 14
Gruppe : 0
Laufnummer
Maßstab: 1 : 15

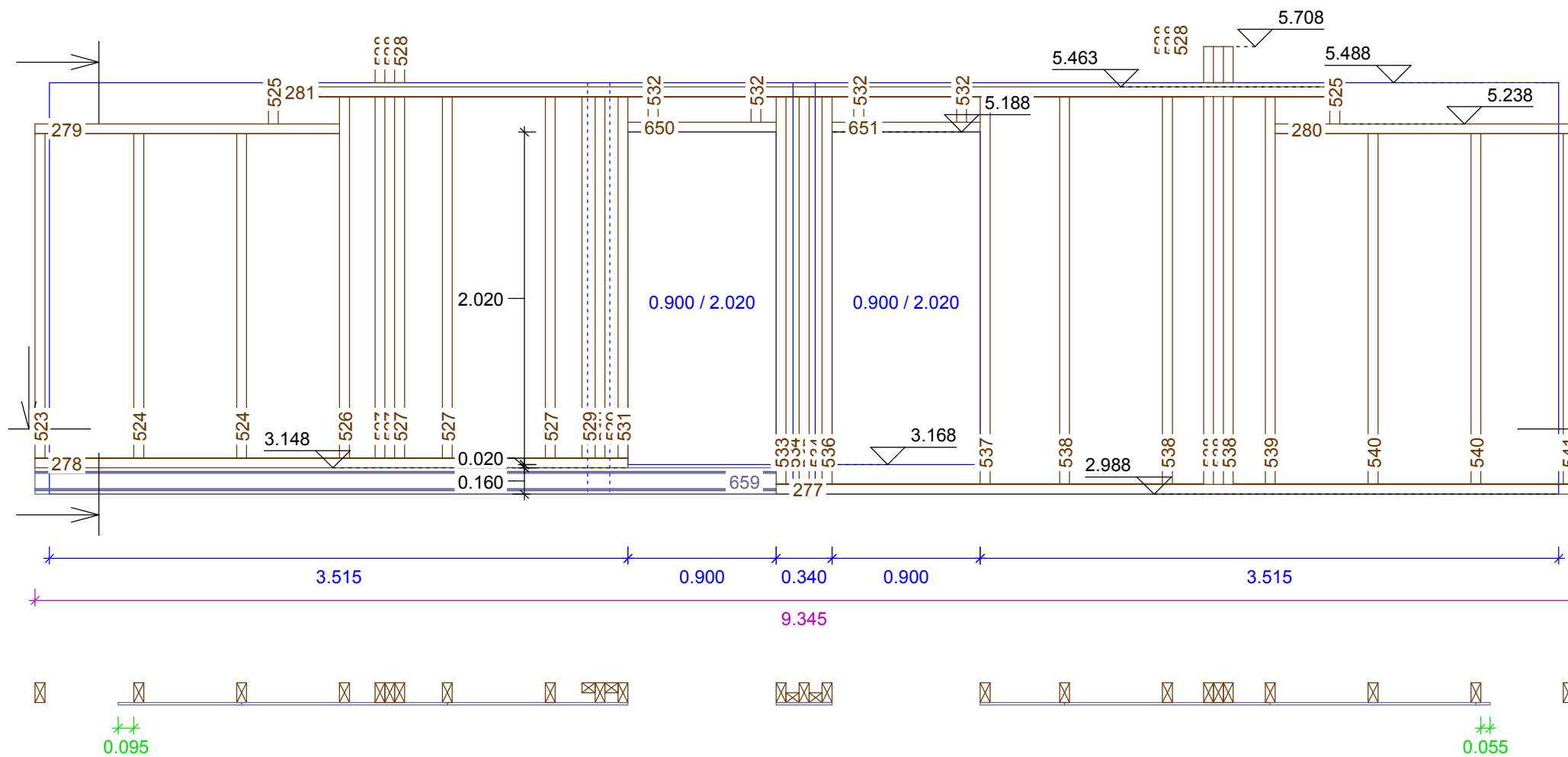
- L276 1x KVH, 0.060 x 0.160 Schwelle 1.109
- L521 1x Pfosten Wandende 0.921
- L522 1x Pfosten 0.323
- L155 1x KVH, 0.120 x 0.160 Fußpfette 1.585



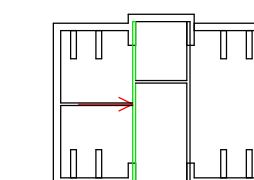
DWD wie Plan 038



DG 0
 Wand 15
 Gruppe : 0
 Laufnummer
 Maßstab: 1 : 35

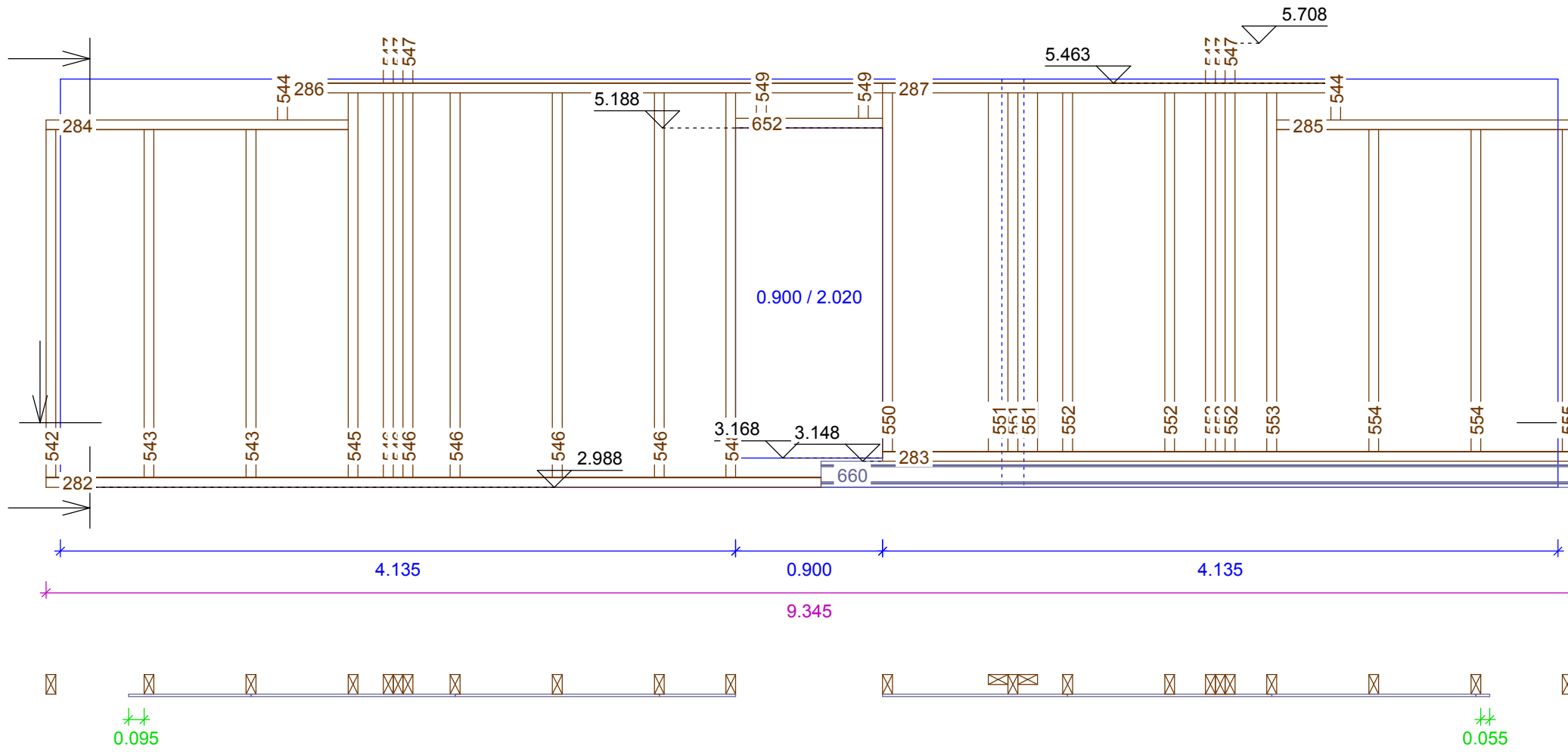


2.720



L529 2x	T-Stoß Gegenpfosten	2.195
L534 2x	T-Stoß Gegenpfosten	2.355
	KVH, 0.060 x 0.120	
L277 1x	Schwelle	4.843
L278 1x	Schwelle	3.603
L279 1x	Rähm	1.850
L280 1x	Rähm	1.810
L281 1x	Rähm	6.509
L523 1x	Pfosten Wandende	1.970
L524 2x	Pfosten	1.970
L525 2x	Pfosten	0.165
L526 1x	Pfosten	2.195
L527 5x	Pfosten	2.195
L528 6x	Pfosten	0.220
L530 1x	T-Stoß Gegenpfosten	2.195
L531 1x	Türpfosten	2.195
L532 4x	Pfosten	0.155
L533 1x	Türpfosten	2.355
L535 1x	T-Stoß Gegenpfosten	2.355
L536 1x	Türpfosten	2.355
L537 1x	Türpfosten	2.355
L538 5x	Pfosten	2.355
L539 1x	Pfosten	2.355
L540 2x	Pfosten	2.130
L541 1x	Pfosten Wandende	2.130
L650 1x	Sturzriegel	0.900
L651 1x	Sturzriegel	0.900
	HEM 140 - S235	
L659 1x	Stahlträger	4.503

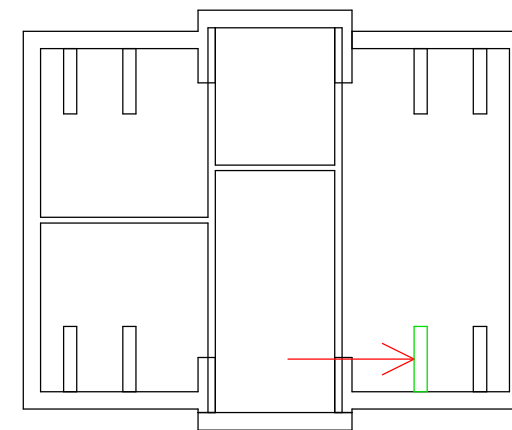
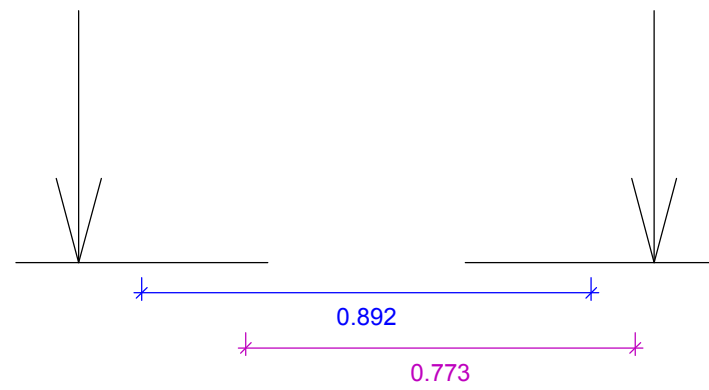
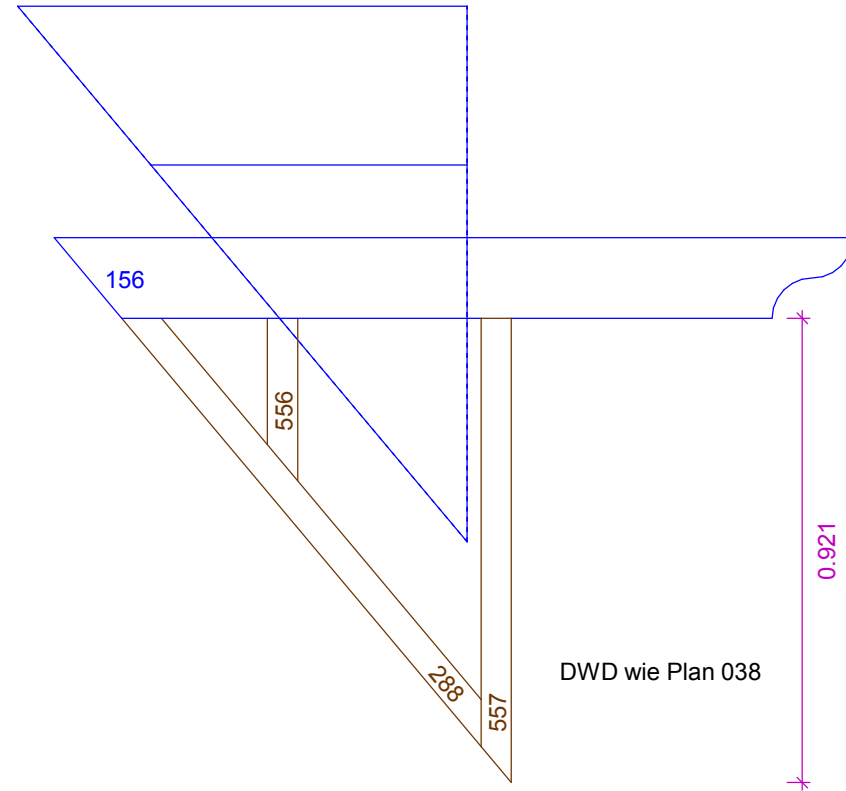
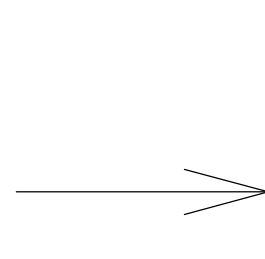
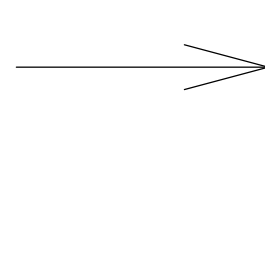
DG 0
 Wand 16
 Gruppe : 0
 Laufnummer
 Maßstab: 1 : 35



Code	Material	Quantity	Length
L282 1x	Schwelle	4.745	
L283 1x	Schwelle	4.223	
L284 1x	Rähm	1.850	
L285 1x	Rähm	1.810	
L286 1x	Rähm	3.704	
L287 1x	Rähm	2.805	
L542 1x	Pfosten Wandende	2.130	
L543 2x	Pfosten	2.130	
L544 2x	Pfosten	0.165	
L545 1x	Pfosten	2.355	
L546 6x	Pfosten	2.355	
L547 6x	Pfosten	0.245	
L548 1x	Türpfosten	2.355	
L549 2x	Pfosten	0.155	
L550 1x	Türpfosten	2.195	
L551 3x	T-Stoß Gegenpfosten	2.195	
L552 5x	Pfosten	2.195	
L553 1x	Pfosten	2.195	
L554 2x	Pfosten	1.970	
L555 1x	Pfosten Wandende	1.970	
L652 1x	Sturzriegel	0.900	
L660 1x	Stahlträger	4.600	

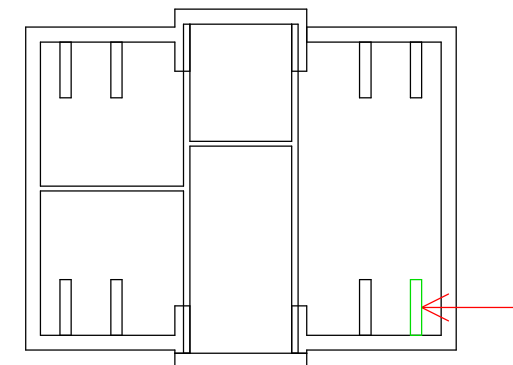
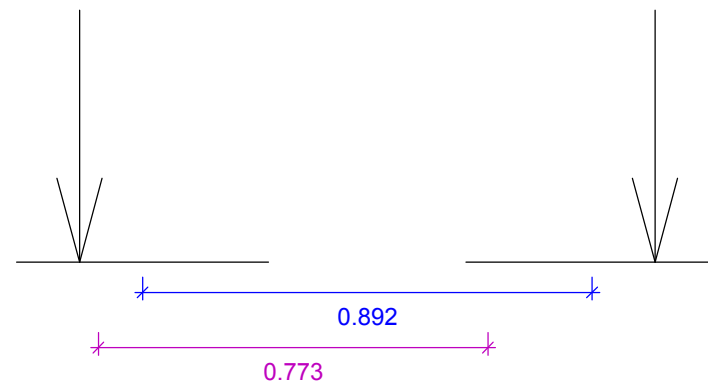
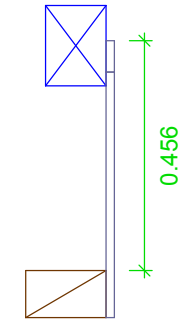
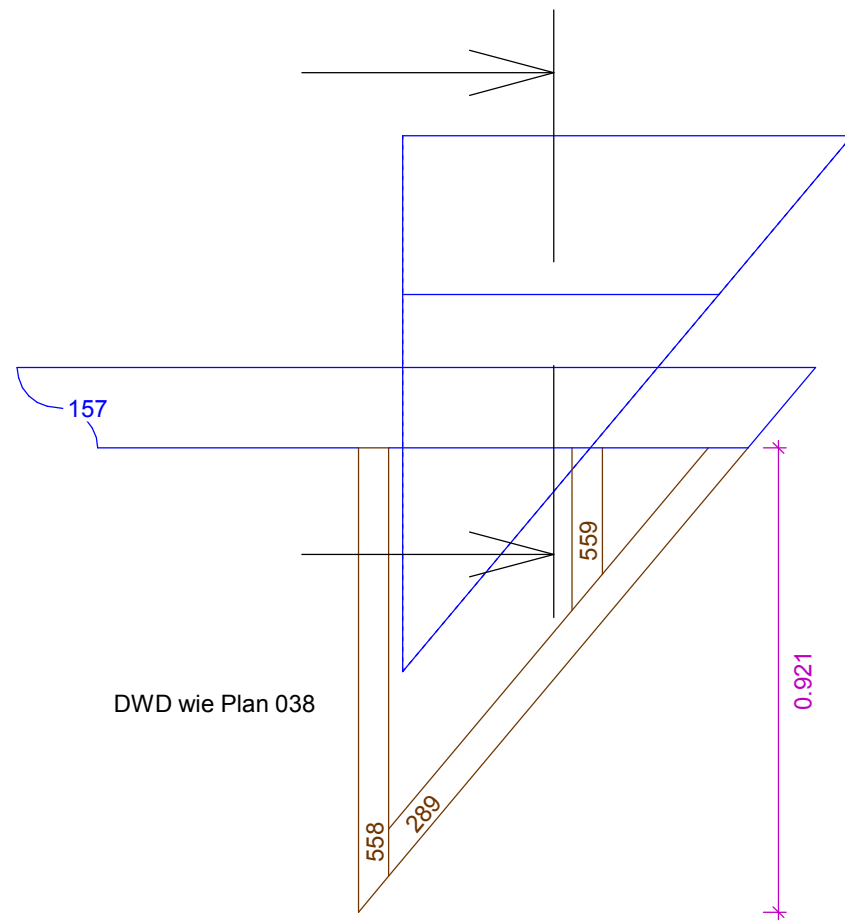
DG 0
Wand 17
Gruppe : 0
Laufnummer
Maßstab: 1 : 15

	KVH, 0.060 x 0.160	
L288 1x	Schwelle	1.109
L556 1x	Pfosten	0.323
L557 1x	Pfosten Wandende	0.921
	KVH, 0.120 x 0.160	
L156 1x	Fußpfette	1.585



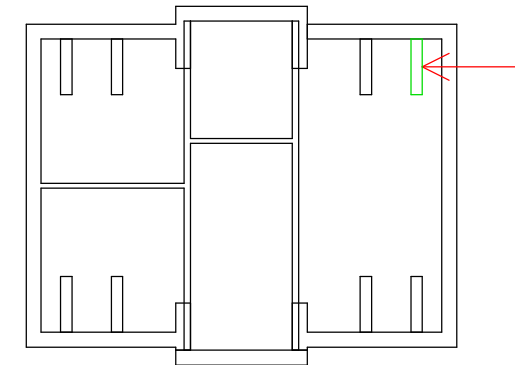
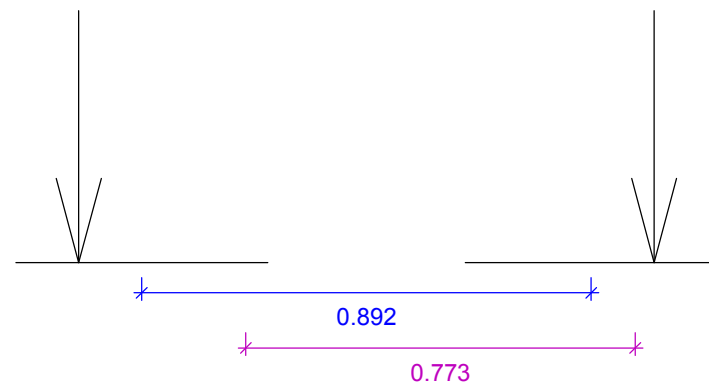
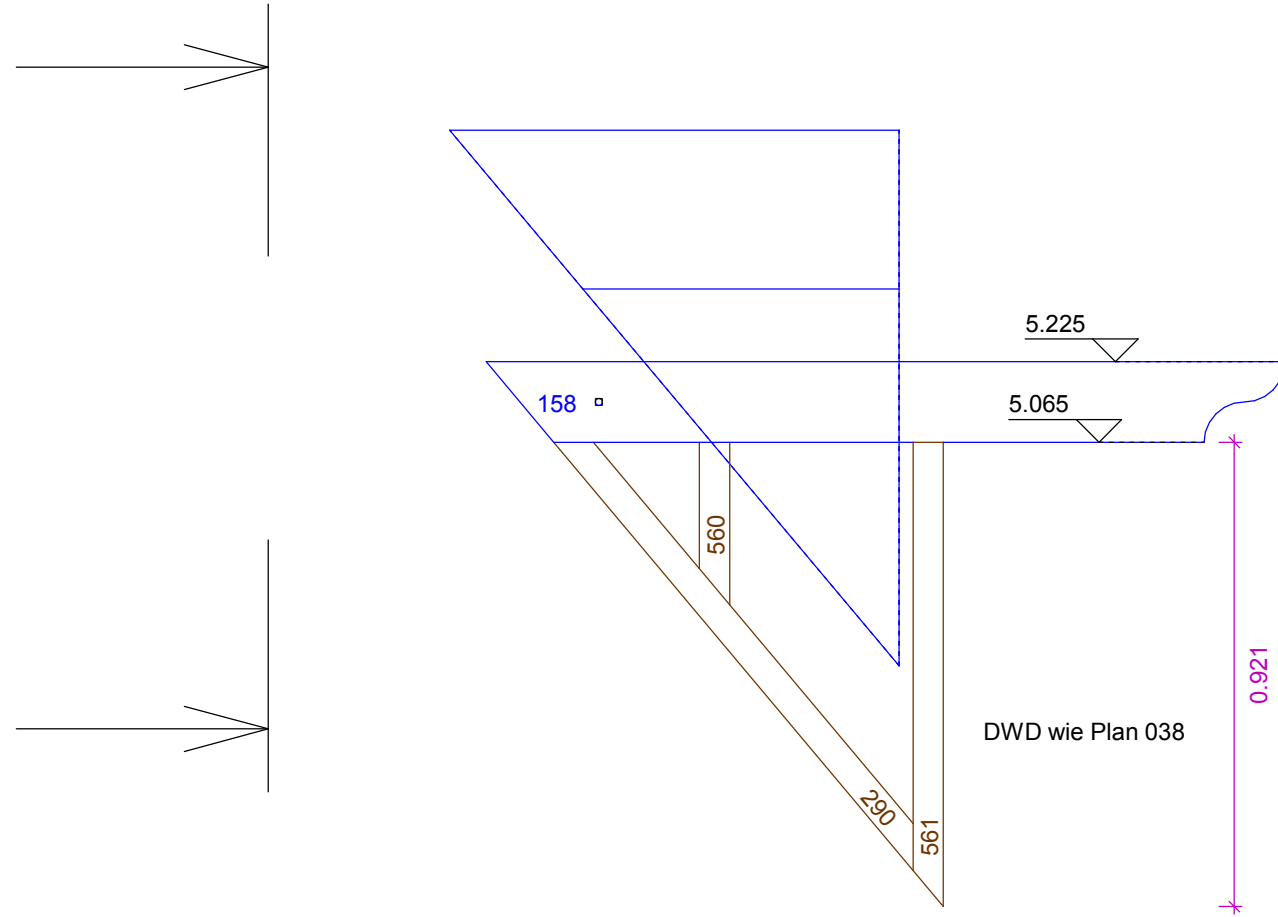
DG 0
Wand 18
Gruppe : 0
Laufnummer
Maßstab: 1 : 15

- L289 1x KVH, 0.060 x 0.160 Schwelle 1.109
- L558 1x Pfosten Wandende 0.921
- L559 1x Pfosten 0.323
- L157 1x KVH, 0.120 x 0.160 Fußpfette 1.585



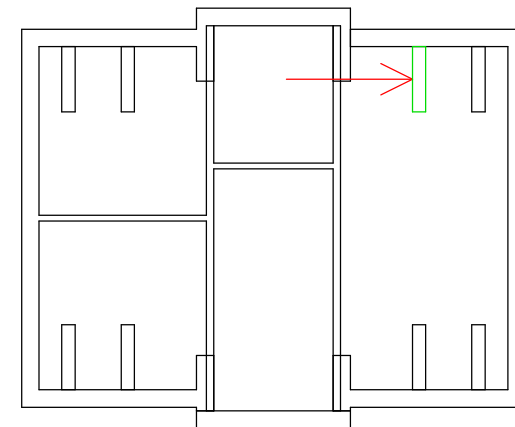
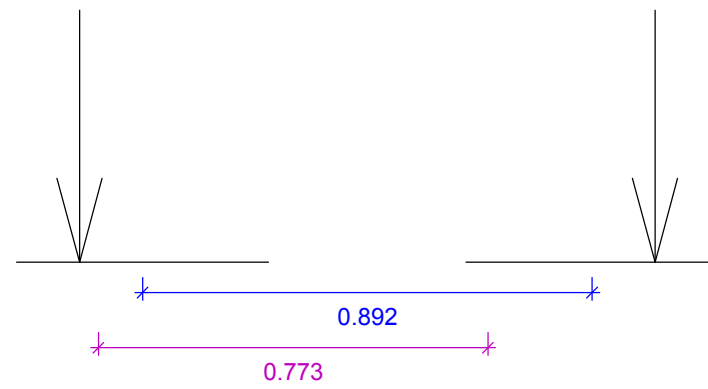
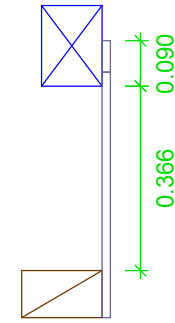
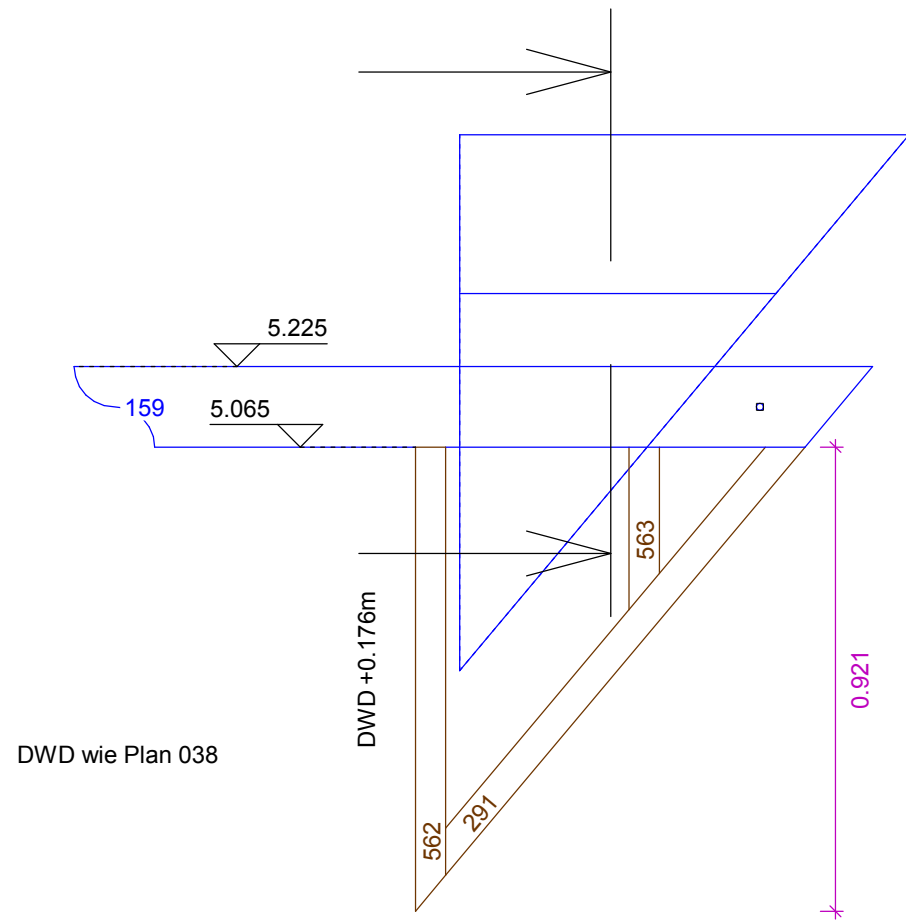
DG 0
Wand 20
Gruppe : 0
Laufnummer
Maßstab: 1 : 15

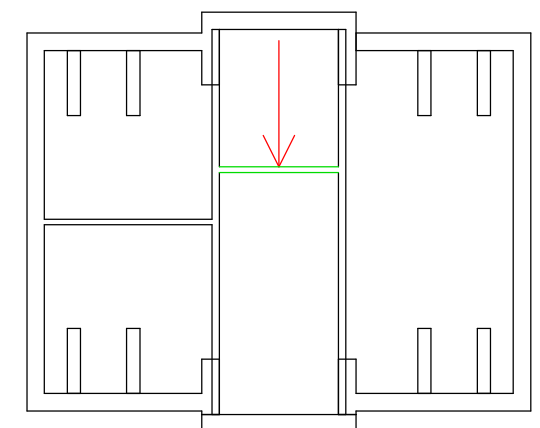
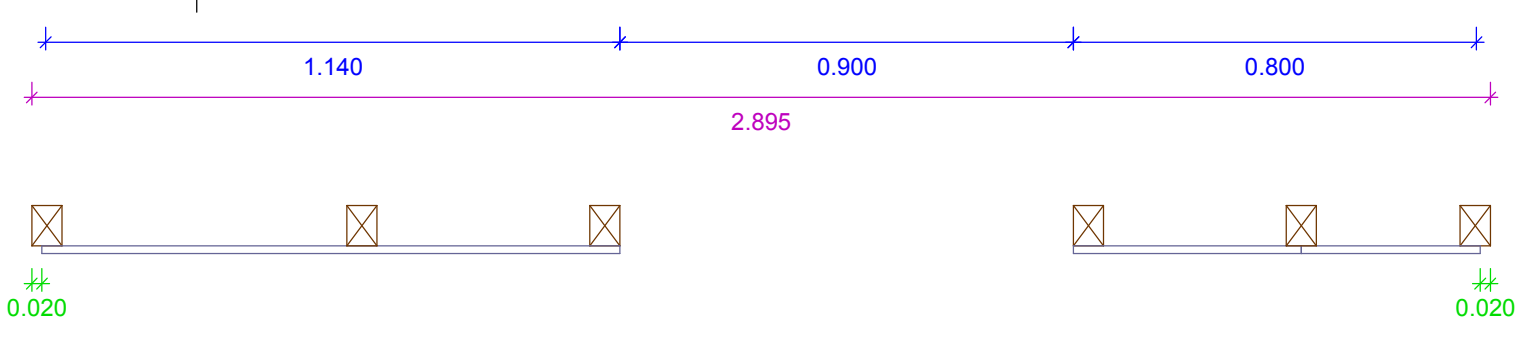
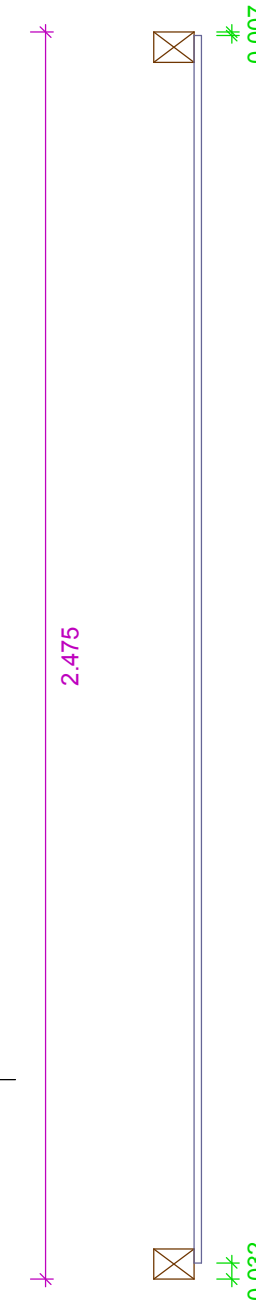
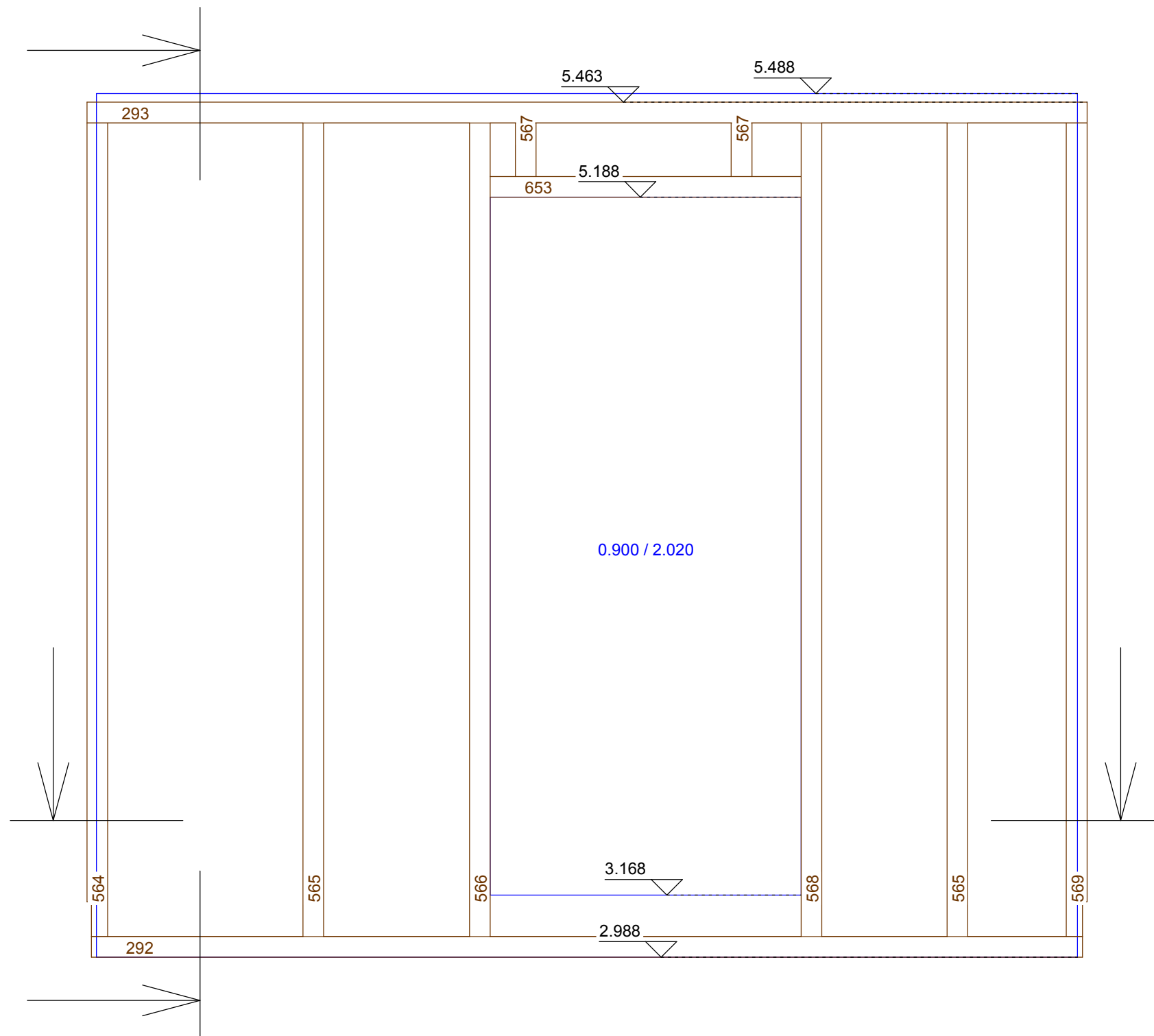
	KVH, 0.060 x 0.160	
L290 1x	Schwelle	1.109
L560 1x	Pfosten	0.323
L561 1x	Pfosten Wandende	0.921
	KVH, 0.120 x 0.160	
L158 1x	Fußpfette	1.585



DG 0
Wand 21
Gruppe : 0
Laufnummer
Maßstab: 1 : 15

- L291 1x KVH, 0.060 x 0.160 Schwelle 1.109
- L562 1x Pfosten Wandende 0.921
- L563 1x Pfosten 0.323
- L159 1x KVH, 0.120 x 0.160 Fußpfette 1.585



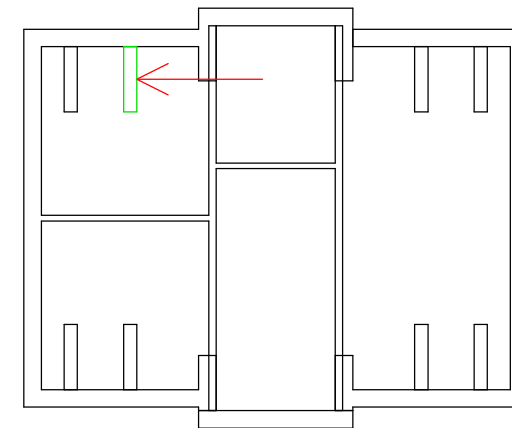
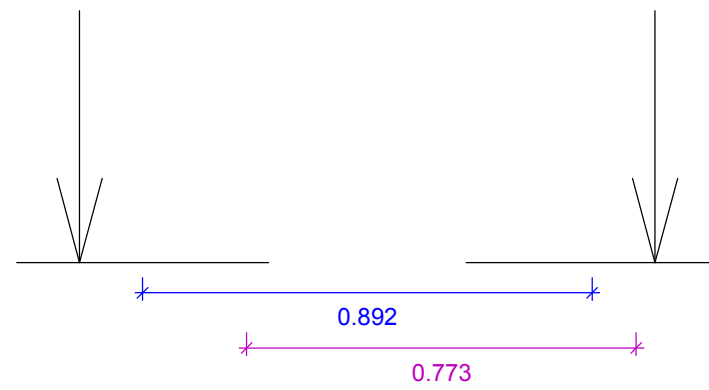
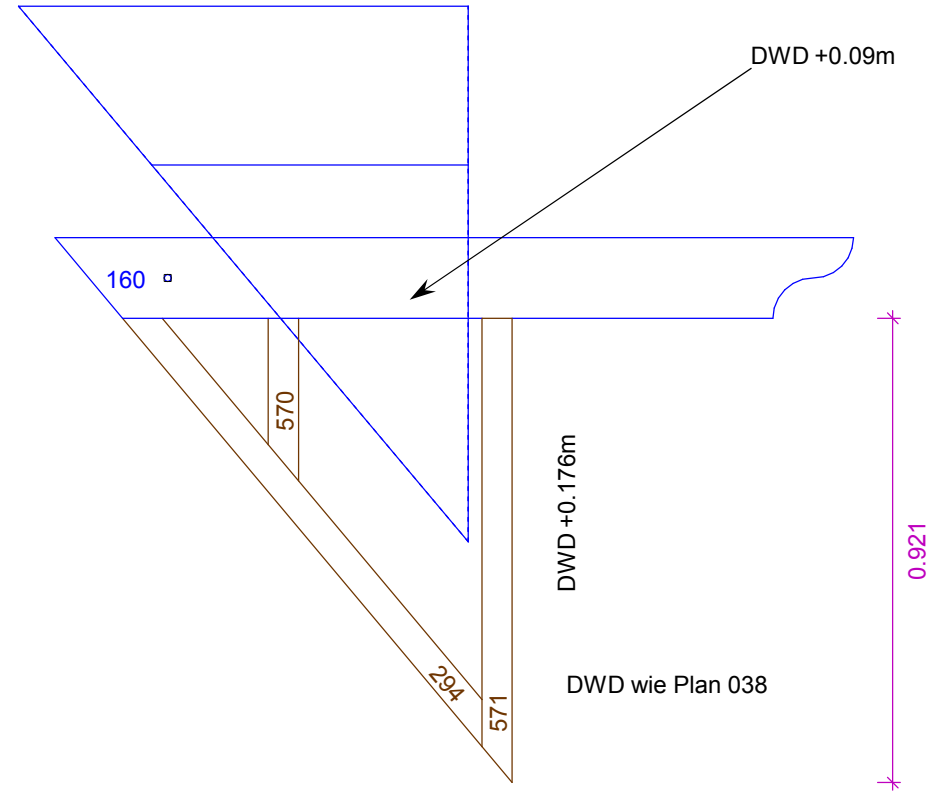


DG 0
Wand 22
Gruppe : 0
Laufnummer
Maßstab: 1 : 15

KVH, 0.060 x 0.080		
L292 1x	Schwelle	2.869
L293 1x	Rähm	2.895
L564 1x	Pfosten	2.355
L565 2x	Pfosten	2.355
L566 1x	Türpfosten	2.355
L567 2x	Pfosten	0.155
L568 1x	Türpfosten	2.355
L569 1x	Pfosten	2.355
L653 1x	Sturzriegel	0.900

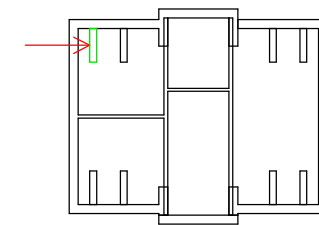
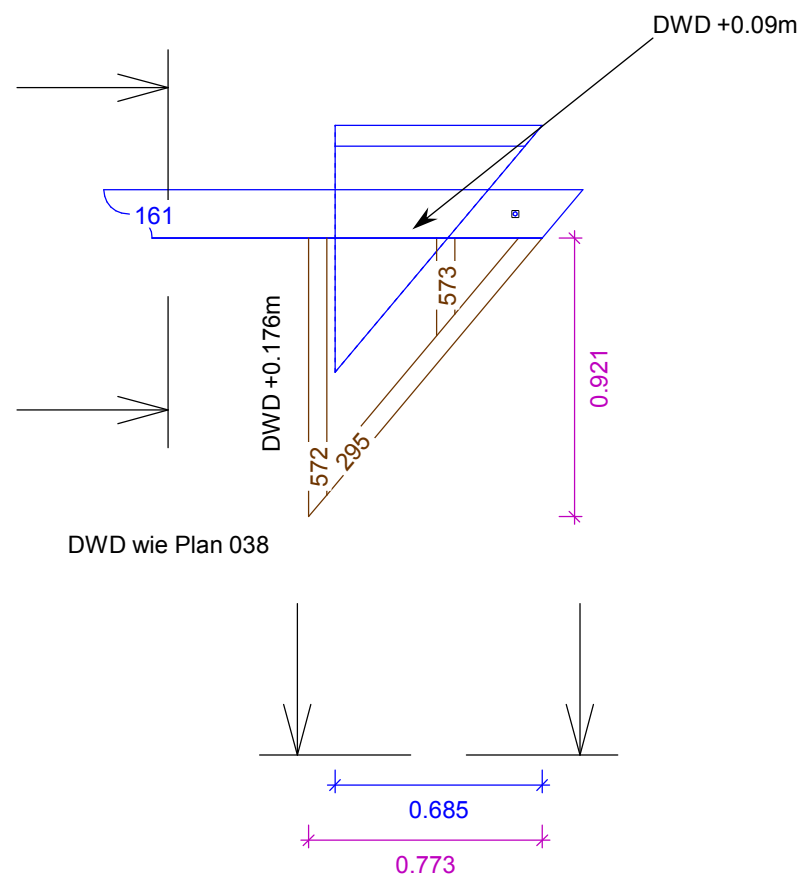

DG 0
Wand 23
Gruppe : 0
Laufnummer
Maßstab: 1 : 15

- L294 1x KVH, 0.060 x 0.160 Schwelle 1.109
- L570 1x Pfosten 0.323
- L571 1x Pfosten Wandende 0.921
- L160 1x KVH, 0.120 x 0.160 Fußpfette 1.585



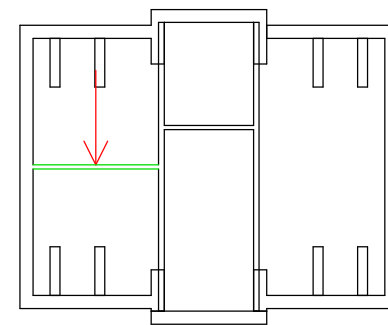
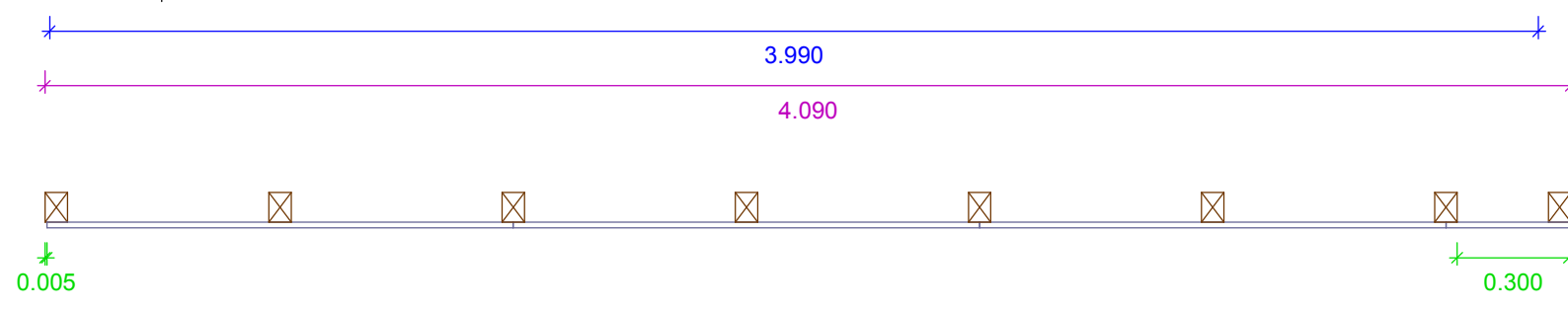
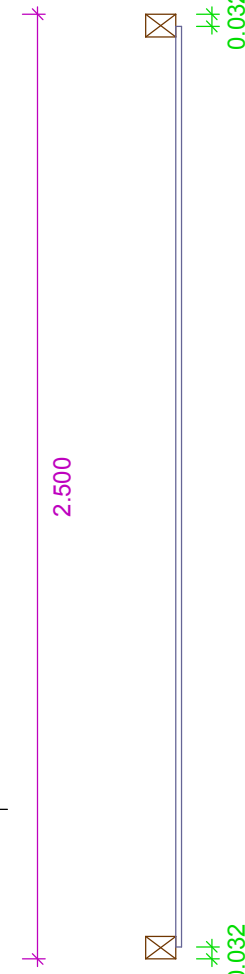
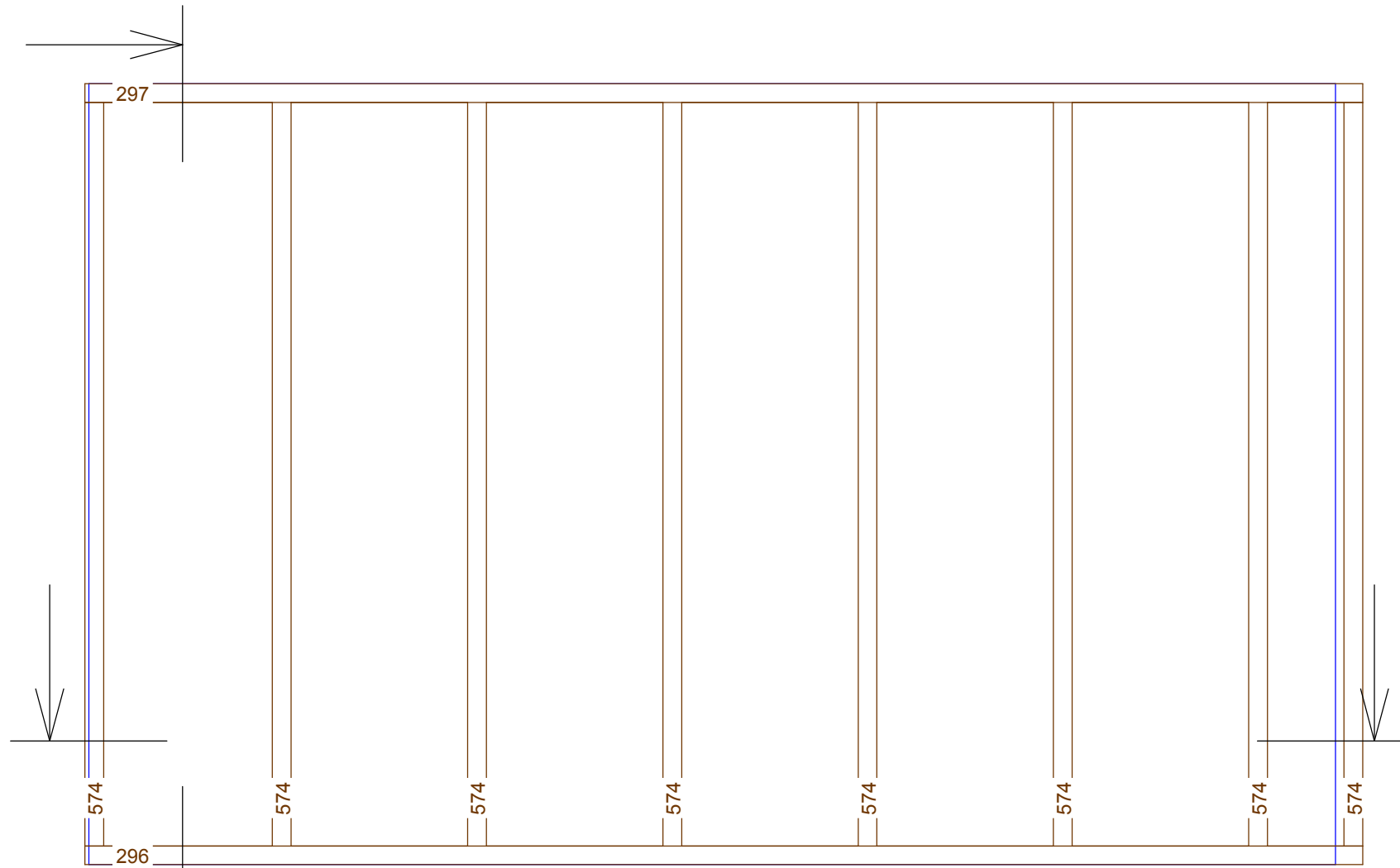
DG 0
 Wand 24
 Gruppe : 0
 Laufnummer
 Maßstab: 1 : 25

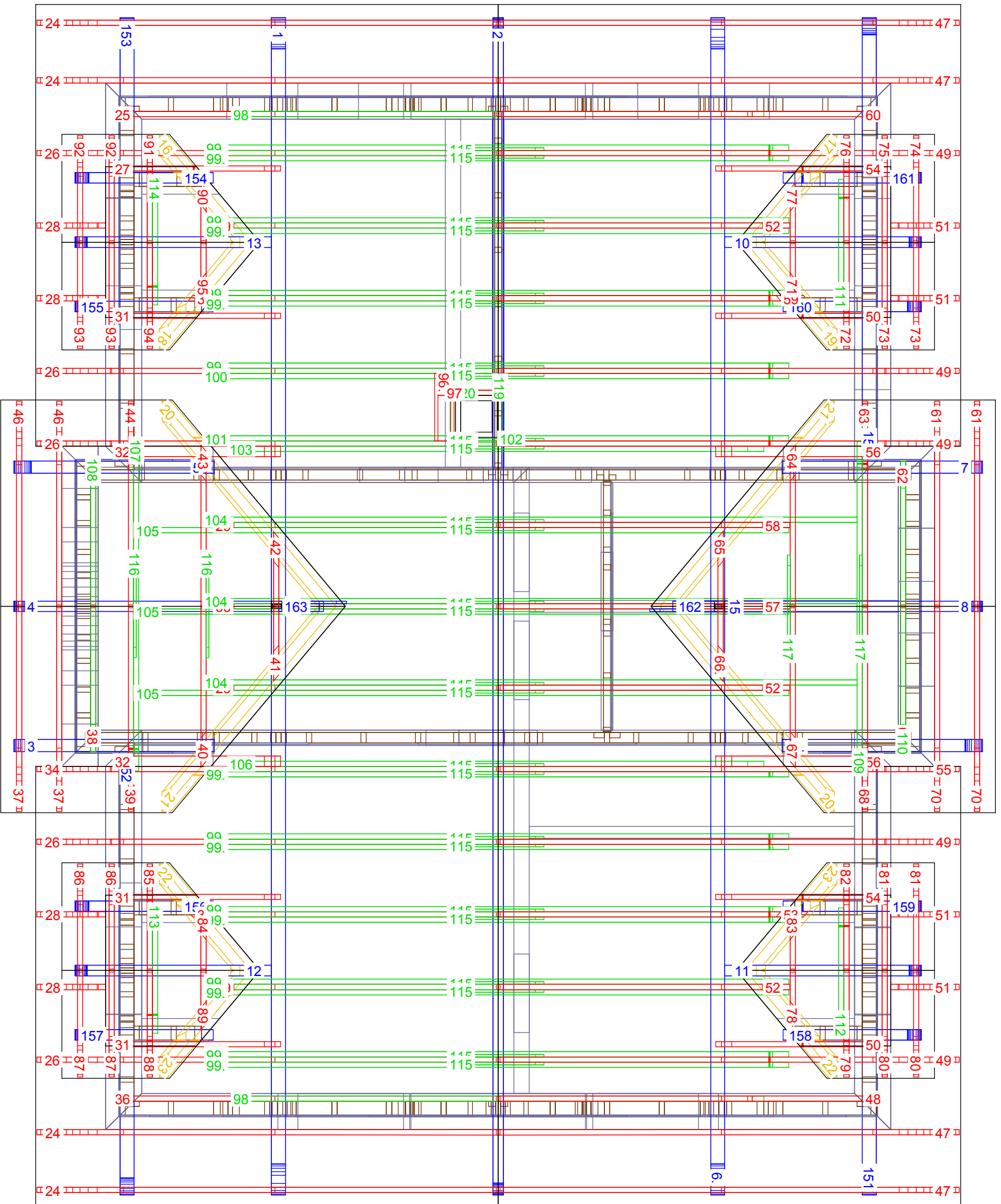
	KVH, 0.120 x 0.160	
L161 1x	Fußpfette	1.585
	KVH, 0.060 x 0.160	
L295 1x	Schwelle	1.109
L572 1x	Pfosten Wandende	0.921
L573 1x	Pfosten	0.323
	A/B, 0.120 x 0.060	
L162 1x	Firstpfette	0.518
L163 1x	Firstpfette	0.513



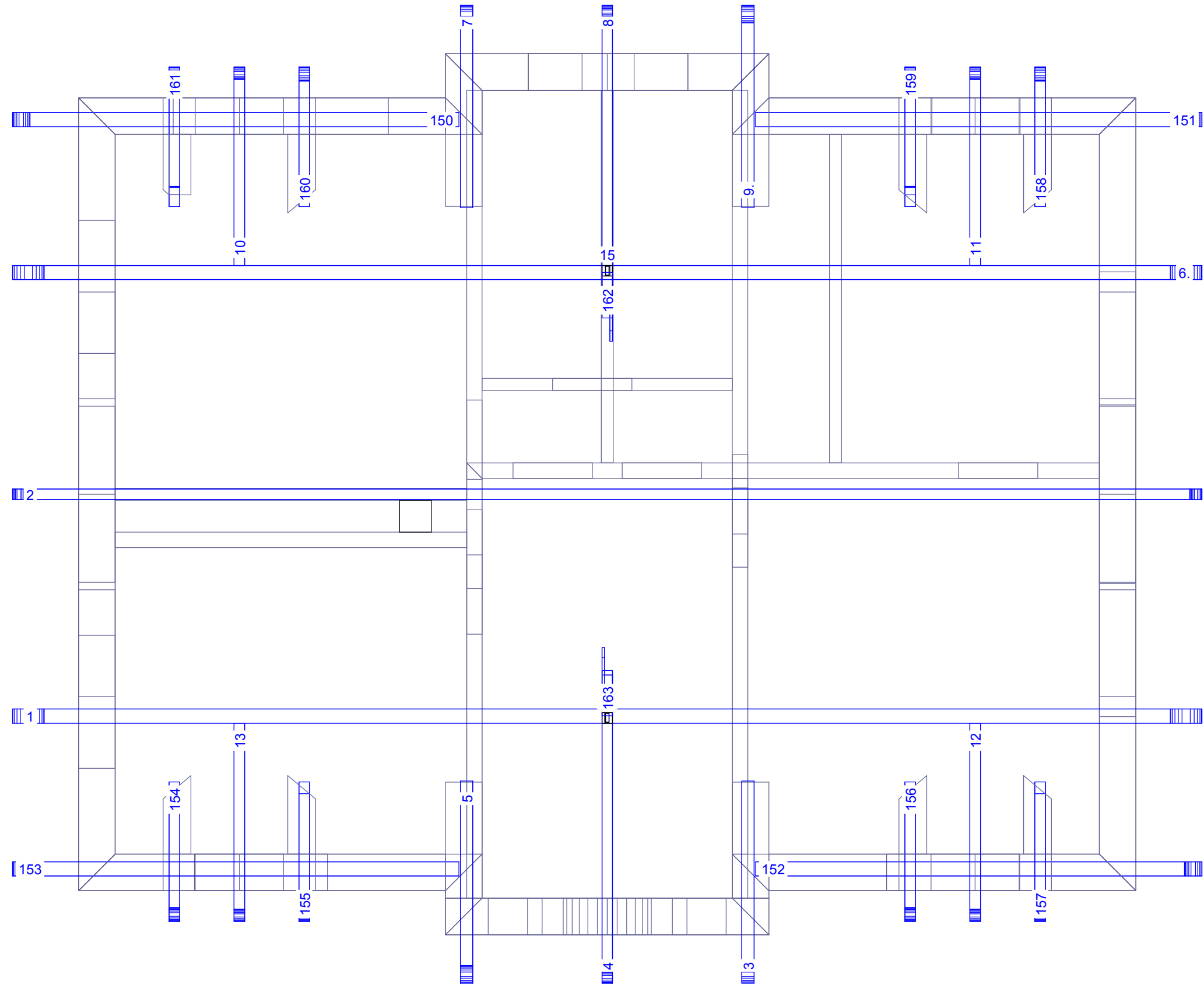
DG 0
 Wand 25
 Gruppe : 0
 Laufnummer
 Maßstab: 1 : 20

	KVH, 0.060 x 0.080	
L296 1x	Schwelle	4.090
L297 1x	Rähm	4.090
L574 8x	Pfosten	2.380

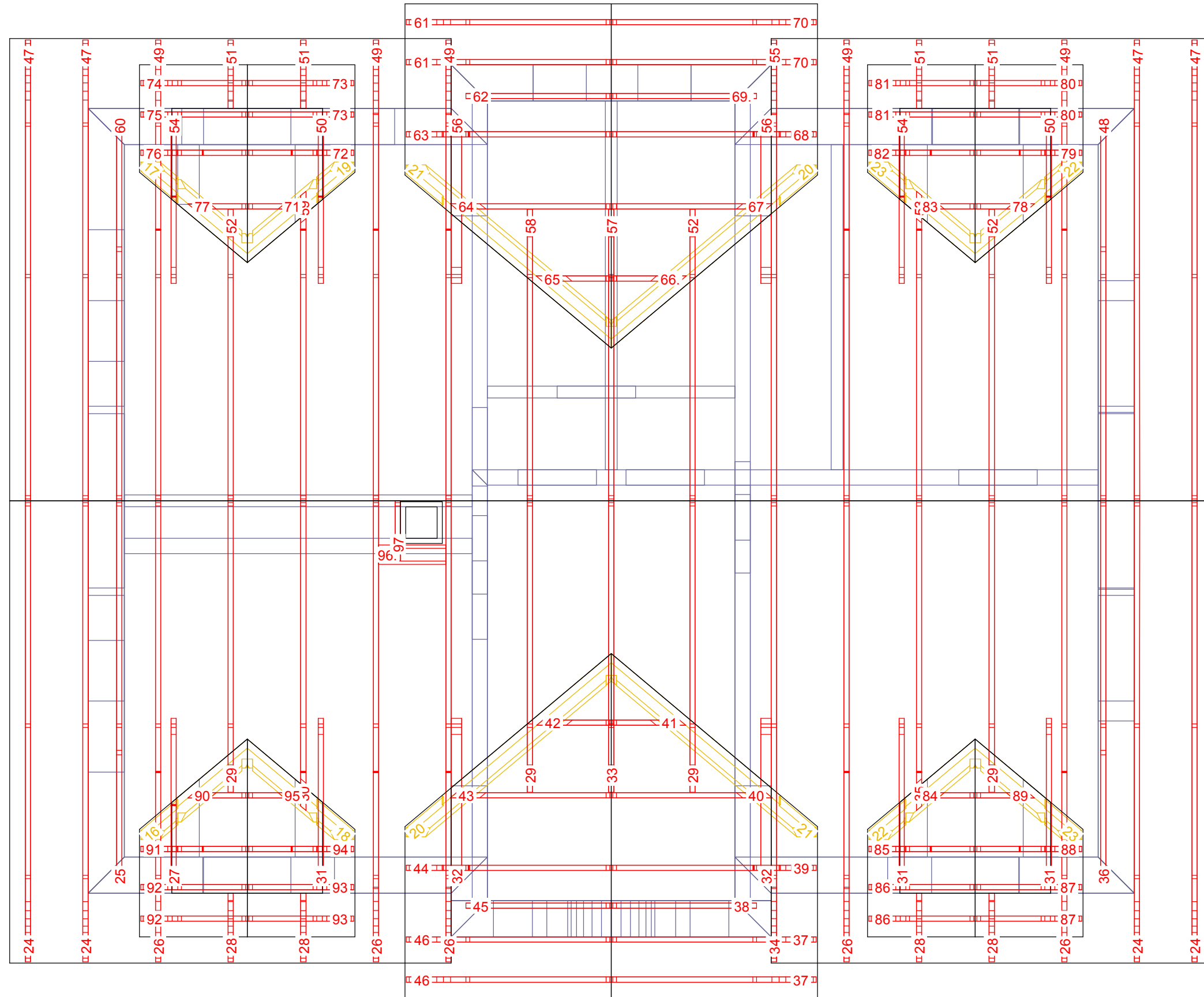




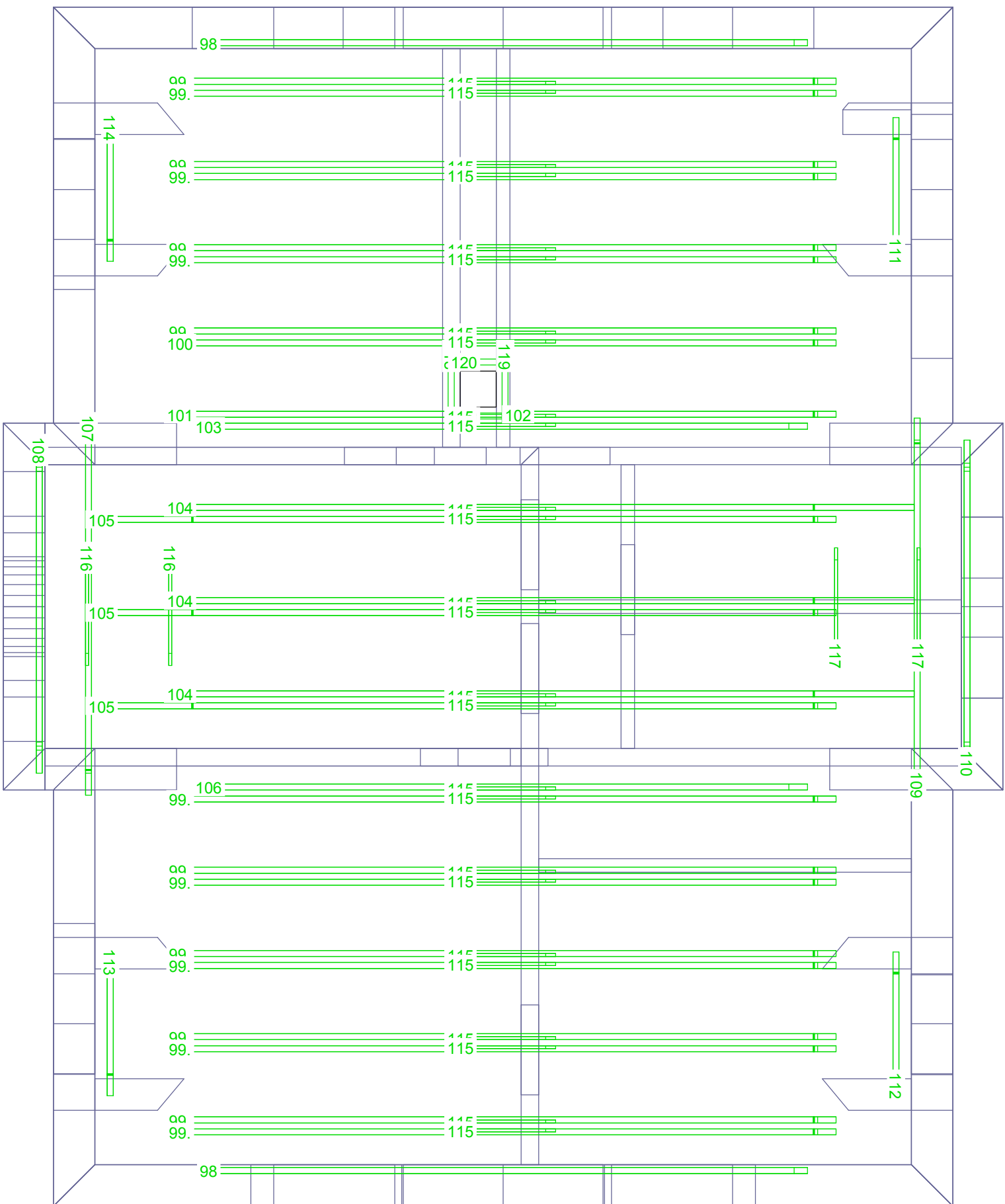
Paket / Element: DG, Dach
Maßstab: 1 : 50
Montageplan



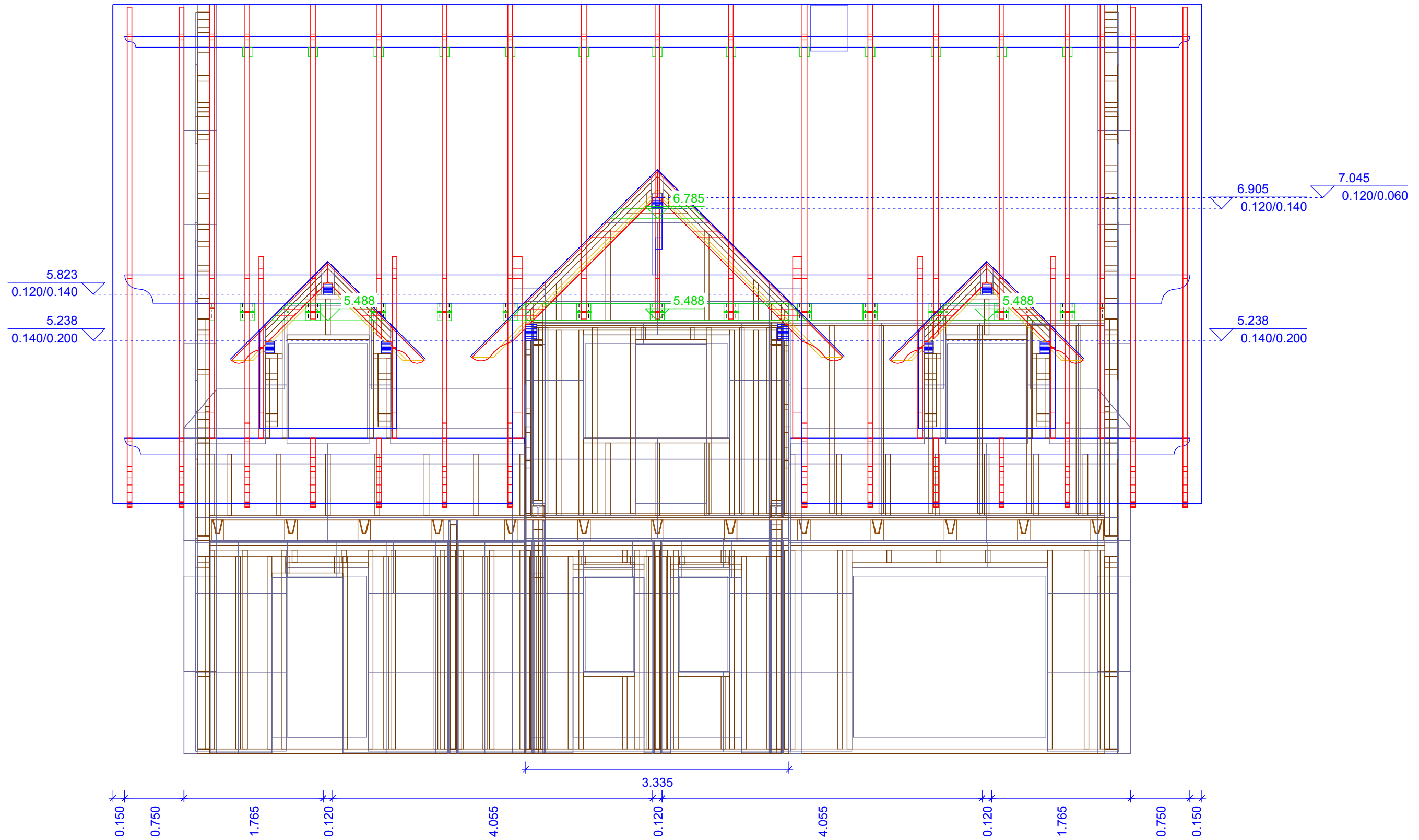
Paket / Element: DG, Dach
 Maßstab: 1 : 50
 Montageplan



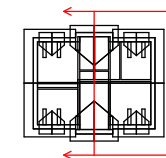
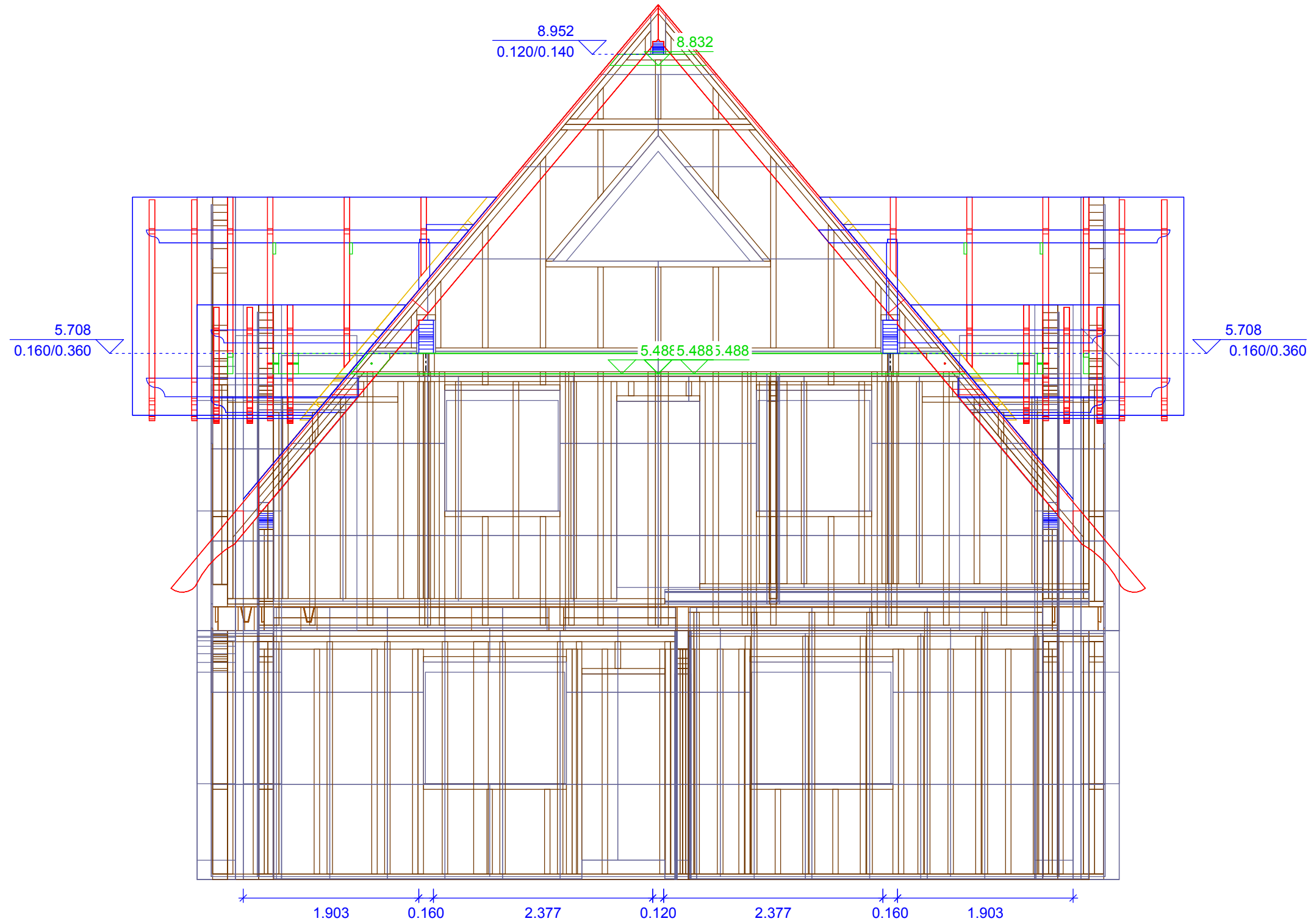
Paket / Element: DG, Dach
Maßstab: 1 : 50
Montageplan



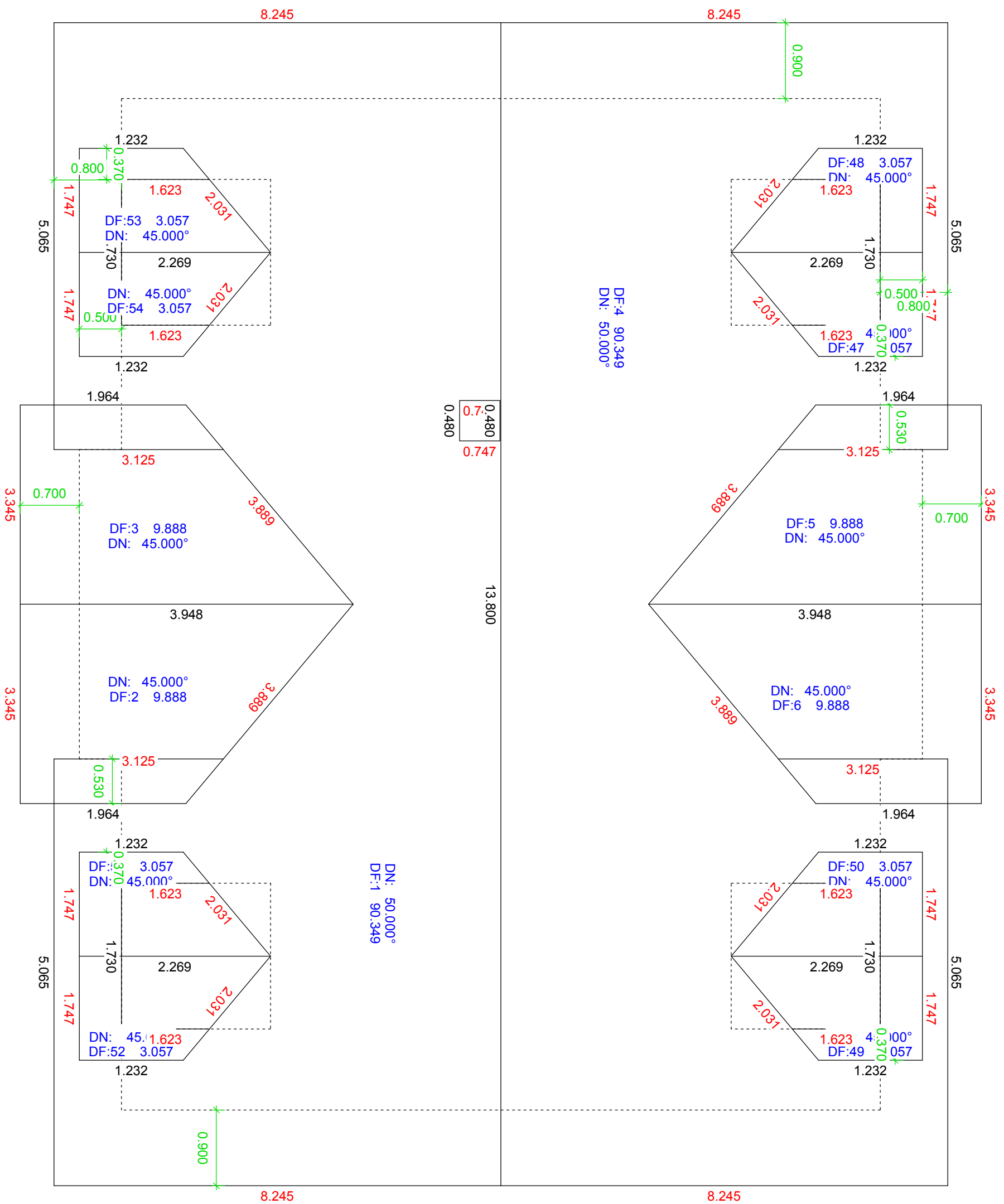
Paket / Element: DG, Dach
Maßstab: 1 : 50
Montageplan



Maßstab: 1 : 50
Schnitt 2



Maßstab: 1 : 50
Schnitt 3



Dachhauplan: Lage 0
 Gesamtfläche: 244,707 qm
 Maßstab: 1 : 50
 Dachhauplan
 DF = Dachfläche
 DN = Dachneigung
 Dachhauplan